

HUNGER FREE KIDS

Opportunities by District
to End Child Hunger



2018

SAN DIEGO
HUNGER
COALITION



ACKNOWLEDGEMENTS

The **Hunger Free Kids Report** was made possible thanks to many partners and funders. We also acknowledge the **immense efforts of every school district and community based organization** across San Diego County that, together, provide millions of meals every day for the kids who need them.

This research was conducted for **Hunger Free San Diego** (HFSD), a collaborative planning effort facilitated by San Diego Hunger Coalition with the goal of applying a data-driven approach to ending hunger. The HFSD Advisory Board organizations that provided continued feedback and guidance on this research are listed on the back cover.

San Diego Grantmakers' Food Funders Collaborative provided input at numerous points during this project. The **California Department of Education** provided ongoing consultation, along with the majority of data used. Thank you to **Gary Petill and his team at San Diego Unified School District** for advising on the research and blazing the trail in each strategy area for other districts. Many **additional nutrition service directors** reviewed the data and provided helpful feedback. Thank you to **Robin McNulty**, who served as our first Hunger Free Kids Director, helped create the program, and provided invaluable guidance on the research.

Thank you to the **Lynn Family, Price Philanthropies** and **Leichtag Foundation** for their early investments in 2014 which led to the creation of what we now call the Hunger Free Kids program. And finally, thank you to **Kaiser Permanente** for their generous support of Hunger Free San Diego and this report, and to **Alliance Healthcare Foundation** for producing our report preview event in 2017.

FUNDERS

ALL PROGRAM FUNDERS \$5000+

This report would not have been possible without the generous funding of our Hunger Free Kids Program from 2015 to 2018:

Alliance Healthcare Foundation
Anonymous Donor of Jewish Community Foundation
Anonymous Donor of The San Diego Foundation
Borrego Valley Endowment Fund
David C. Copley Foundation
County of San Diego Community Enhancement Program
Cushman Foundation
Kaiser Permanente
Kasperick Foundation
Leichtag Foundation
Lynn Family Fund of The San Diego Foundation
Moxie Foundation
No Kid Hungry / Share Our Strength
Parker Foundation
Price Philanthropies Foundation
S. Mark Taper Foundation
San Diego Gas & Electric
San Diego Grantmakers' Food Funders Collaborative
Szekely Family Foundation
The Turk Family Foundation
Walter J. & Betty C. Zable Foundation



OUR HISTORY

San Diego Hunger Coalition has led systemic and sustainable change for hunger relief in San Diego County since 1974, when a group of concerned citizens came together to coordinate regional food drives at Thanksgiving time.

A year later, the Hunger Coalition added policy change to its strategies, advocating for a California bill to allow grocery stores to donate damaged food. Signed by Governor Brown in 1977, this became our nation's first food donation liability law. Also in 1977, the Hunger Coalition was a key player in starting the San Diego Food Bank. In the 1980's, recognizing that the charitable response alone cannot end hunger, the Hunger Coalition began to focus on bringing more federal dollars to San Diego County for hunger relief by increasing participation in federal nutrition programs, namely CalFresh (California's version of the Supplemental Nutrition Assistance Program or SNAP), school meals, and other child nutrition programs.

Today, San Diego Hunger Coalition continues to look for transformative, broad-sweeping solutions to ending hunger, and our mission remains true to our founding purpose nearly 45 years ago:

San Diego Hunger Coalition leads coordinated action to end hunger in San Diego County supported by research, education and advocacy.

TABLE OF CONTENTS



Introduction	2
Hunger Free Kids is a Win-Win!	3
Child Hunger in San Diego County	4
Challenges in the Field	6
Overview of Hunger Free Kids Program	7
5 Strategies for Hunger Free Kids	9
Strategy 1: Universal Free Meals	10
Strategy 2: Breakfast After the Bell	12
Strategy 3: Afterschool “Supper” Meal	16
Strategy 4: Summer Meals	18
Strategy 5: School-Based Charitable Food Distributions	20
Profiles of Districts with 50+% FRPM Enrollment	23
Methodology	24
<i>Borrego Springs Unified School District</i>	26
<i>Cajon Valley Union School District</i>	28
<i>Chula Vista Elementary School District</i>	30
<i>Dehesa Elementary School District</i>	32
<i>Escondido Union High School District</i>	34
<i>Escondido Union School District</i>	36
<i>Fallbrook Union Elementary School District</i>	38
<i>Fallbrook Union High School District</i>	40
<i>Grossmont Union High School District</i>	42
<i>Jamul-Dulzura Union Elementary School District</i>	44
<i>Julian Union Elementary School District</i>	46
<i>Julian Union High School District</i>	48
<i>La Mesa-Spring Valley School District</i>	50
<i>Lemon Grove School District</i>	52
<i>Mountain Empire Unified School District</i>	54
<i>National Elementary School District</i>	56
<i>Oceanside Unified School District</i>	58
<i>San Diego Unified School District</i>	60
<i>San Ysidro Elementary School District</i>	62
<i>South Bay Union School District</i>	64
<i>Sweetwater Union High School District</i>	66
<i>Vallecitos Elementary School District</i>	68
<i>Valley Center-Pauma Unified School District</i>	70
<i>Vista Unified School District</i>	72
<i>Warner Unified School District</i>	74
Appendix: Data on All Districts in San Diego County	
Breakfast & Lunch Participation	76
Afterschool & Summer Meals Participation	77
End Notes	78
Report Credits	80
Hunger Free San Diego Advisory Board	Back Cover

INTRODUCTION



All kids, whether they are white, black or brown, deserve three square meals a day. Every day.

In San Diego County, however, only 80% of our children and youth can rely on those daily meals while **a shocking 1 in 5 kids lack consistent access to adequate nutrition**. Not always having enough to eat can have devastating effects on kids' health, development, ability to learn, and ultimately...their ability to earn.

The good news is, **effective programs already exist that can reach every kid**. They are funded by the federal government and run through the schools and nonprofit organizations in your neighborhood.

Our research has revealed that, in San Diego County, we are only using a fraction (an estimated 20%) of the resources available to us. This report is the first of its kind to identify specific opportunities within each school district to draw down millions of additional federal dollars each year to fight child hunger.

Imagine bringing 70 MILLION ADDITIONAL YOUTH MEALS to San Diego County each year... WITHOUT RAISING A DOLLAR FOR FOOD!

Instead, with modest up-front investments of time and resources to start or expand school and community-based youth meal programs, we could be **leveraging over \$170 million EACH YEAR** in additional federal reimbursements to support the budgets of schools and youth-serving organizations countywide.

It is our hope that school districts, community based organizations, parents, government agencies, funders and other concerned citizens will use this report to target and prioritize their efforts and resources for the biggest and most sustainable impact on child hunger.

Together, we can give *all children* in our region their best chance at future success.



ELLEN WADDELL
Board Chair



ANAHID BRAKKE
Executive Director




**PALOMA PEREZ
BERTRAND, MPA**
Director, Hunger Free Kids



HEIDI GJERTSEN, PhD
Research Director



HUNGER FREE KIDS IS A WIN-WIN!



Kids & Parents

- No child goes hungry, and all kids have the opportunity to enjoy nutritious meals and better health and academic outcomes without feeling self-conscious about being labeled “poor.”
- Providing more meals for kids in their everyday environments helps hard-working parents struggling to make ends meet.



Schools & Districts

- Teachers know that good nutrition improves students’ focus in the classroom, ability to learn and behavior.
- Administrators appreciate the effects of increased meal participation on the California School Dashboard performance indicators, including better attendance.
- District nutrition programs are strengthened through increased federal reimbursements which allows for more investment in staff, equipment and even higher quality food.



Community Based Organizations

- Youth-serving nonprofit organizations and government agencies in low-income communities can provide free healthy meals for kids after school and during the summer through fully-funded federal child nutrition programs.
- Organizations can become meal program sponsors or avoid the paperwork by simply becoming meal sites for one of the local nonprofits offering centralized sponsorship and meal delivery.



Funders

- Individual donors and foundations can support the up-front costs of starting or expanding school, afterschool and summer meal programs, using precious charitable dollars to leverage exponentially larger amounts of federal funding that will sustain programs year after year.
- By maximizing utilization of federal child nutrition programs in low-income communities, funders can also help ensure that school-based charitable food distributions are being used most strategically.

WHY DO WE NEED HUNGER FREE KIDS?

Child Hunger in San Diego County

One in five children in San Diego County lives in a household that struggles with hunger.

According to San Diego Hunger Coalition's analysis of data from UCLA's California Health Interview Survey, an estimated 486,000 people, or 15% of all San Diego County residents, live in households that lacked consistent access to adequate nutrition during at least some period of 2016. ¹

This represents an estimated 323,000 adults and 163,000 children who are food insecure. Day to day, food insecurity manifests as meager meals, watered down drinks, skipped meals, and overconsumption of cheap processed food with little nutritional value but a high calorie content to keep feelings of hunger at bay. Food insecure children may go to bed hungry, and often show up at school not having eaten breakfast.

Additionally, there are an additional 185,000 children who are at risk of food insecurity should they lose CalFresh (aka, SNAP)^a – which is under significant threat at the federal level – or WIC^b benefits.

Child Hunger & Racial Equity

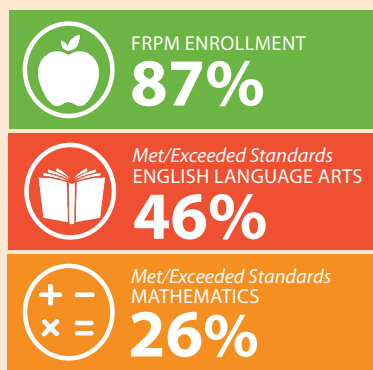
Despite hunger affecting Americans of all ages, races and ethnicities, food insecurity disproportionately affects people of color.

Households of color experience food insecurity at rates of up to 21.5%, while the rate for White households is only 10%. ¹² In addition experiencing a higher incidence of hunger and food insecurity, students of color also face disparities in educational outcomes. Some of the difference in educational outcomes can be attributed to socioeconomic and geographic factors such as income, wealth and neighborhood; however, students of color perform more poorly regardless of household income as the result of generations of racial inequity.

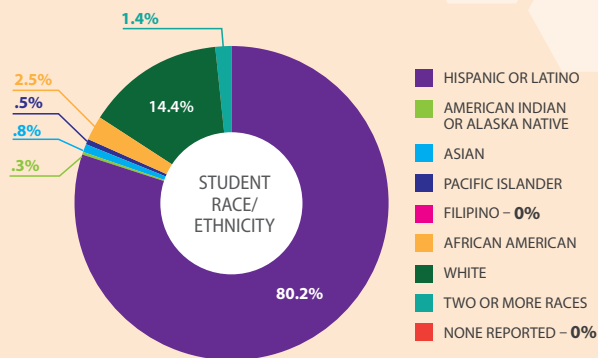
In San Diego County, low income students and students of color now account for approximately half of all public school students.¹³ **It is critical that we address the racial inequities in food security and associated outcomes by prioritizing under-resourced communities for investment.**

How to Use the District Profiles: Racial Equity

The **Student Demographics** section of each district profile presents data on student race/ethnicity, household income (i.e., Free & Reduced Price Meal enrollment rate) and standardized test scores to help **identify communities that should be prioritized for additional resources.**



STUDENT DEMOGRAPHICS



^aCalFresh[®] is California's name for the federal Supplemental Nutrition Assistance Program (SNAP).

^bWIC is the federal Special Supplemental Nutrition Program for Women, Infants and Children.

Child Hunger & Health

The American Academy of Pediatrics released a policy statement in 2015 recommending all pediatricians screen for food insecurity because of its dire effects on children's health.

Although food insecurity is harmful to one's health at any age, it can be particularly devastating for children due to their unique physical and developmental needs. School-aged children can face both immediate and lifelong health and behavioral problems as a result of hunger. Moreover, families and children do not only feel the effects of hunger as missed or meager meals. Food insecurity is also associated with some of the costliest health problems in the U.S., including diabetes, heart disease and depression. ²

Hungry children...

- ◆ Are sick more often, and more likely to be hospitalized. ³
- ◆ Suffer growth impairment that precludes reaching their full physical potential. ⁴
- ◆ Incur developmental impairments that limit their physical, intellectual and emotional development. ⁵
- ◆ Are 1.4 to 1.5 times more likely to be obese than those from food secure households. ⁶

Child Hunger & Educational Outcomes

All of the federal, state and local dollars spent in the United States on education are wasted if classrooms have hungry students.

The most basic and fundamental resource that every child needs in order to learn is nourishment for the brain and body. Hunger can prevent students from making the most of their school day, no matter how hard they try to ignore its effects.

Hungry students...

- ◆ Are more likely to be absent and tardy. ⁷
- ◆ Have trouble concentrating. ⁸
- ◆ Show up at the nurse's office with "hunger headaches" and stomach aches. ⁹
- ◆ Have a hard time behaving in class, disrupting their own and other's learning. ¹⁰
- ◆ Are more likely to have poor short-term memory. ¹¹


Districts Can Lead the Way to Hunger Free Kids

District and school administrators have some powerful tools to address food insecurity and health disparities, which can prevent disadvantaged students from achieving academic success.

Local School Wellness Policy: Implementing Districtwide Guidelines

The district's wellness policy, approved by the school board, should have strong and comprehensive language that addresses access to meals before, during and after school. Model wellness policy language may be found on the San Diego County Childhood Obesity Initiative's Policy Clearinghouse webpage:

Visit: <https://sdcoi.org/resources/policy-clearinghouse/>



Local Control and Accountability Plan: Funding for Child Nutrition

Districts can secure more funding for student nutrition through their Local Control and Accountability Plan (LCAP). California Food Policy Advocate's report, "School Nutrition for Academic Success: an LCAP Guide," provides sample LCAP language for Breakfast After the Bell and afterschool and summer meals.

Visit: <https://cfpa.net/nutrition-and-education-policy/>.

HOW DO WE GET TO *HUNGER FREE KIDS*?

CHALLENGES IN THE FIELD

It is essential that we understand what school districts and community based organizations face in pursuing the strategies and opportunities in this report so that, as a community, we can best support their efforts and capacity.

School Districts

Child nutrition service directors are in charge of food services at all schools with their respective districts. They must be **savvy business people** to successfully operate with the **very thin margins** between what USDA reimburses for each meal and their actual all-in costs to prepare and serve each meal. In smaller districts, a busy nutrition service director may also be the head chef or tasked with leading additional departments beyond food services.

In general, most school district nutrition service directors find it difficult to set aside time to:

- 1. Explore new meal options** and complex program guidelines, all of which have different regulations, timelines, application processes, and compliance requirements,
- 2. Assess financial feasibility** for each program at each individual school site,
- 3. Build consensus and support** for the change with all involved stakeholders, and
- 4. Undertake the trial and error period** of starting a new meal program or service model.

Given the thin operating margins, there is also some **financial risk**

involved for districts in switching to new programs. However, increased meal participation brings in more revenue and, with economies of scale, provides districts with additional funding that can be used to improve meal quality or service.

Community Based Organizations

Community based organizations such as nonprofits, libraries, and community clinics can also serve afterschool and summer meals, thereby playing an important role in each community's network of nutrition support for low-income families.

Leaders of community based organizations face similar challenges to nutrition service directors when it comes to having the bandwidth to assess and implement new meal programs. In addition, nonprofit organizations often have limited cash reserves and, therefore, face **an additional challenge with the start-up costs** of a new meal program for the first few months until reimbursement payments are received. Also, whereas the USDA and state governments often provide start-up funds for school meals, **funding is less available** for community based organizations to start or expand meal programs.



PHOTO CREDIT: SAN DIEGO UNIFIED SCHOOL DISTRICT

Finally, while schools already have the infrastructure in place to administer federal nutrition programs, community based organizations **may not have the financial or administrative ability to become a federal meal program sponsor.**

Fortunately, community based organizations have the option to become a federal meal program site without becoming a federal meal program sponsor.

*See information about **centralized non-school sponsorship** for afterschool supper and summer meals on pages 16 and 18.*

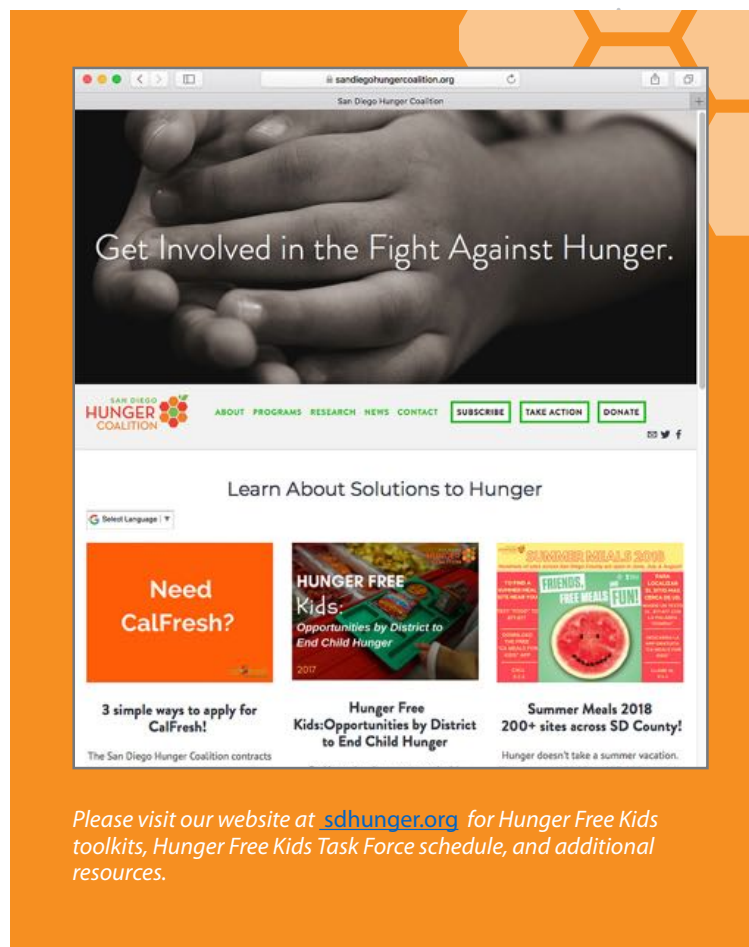
HUNGER FREE KIDS IS HERE TO HELP!



HFK Suite of Services

The San Diego Hunger Coalition's Hunger Free Kids Program provides free, hands-on technical assistance and ongoing guidance for school district nutrition service directors and community based organizations to pursue the strategies and opportunities outlined in this report. Specifically, our experienced team can help with:

- ◆ Assessing financial feasibility of new meal programs by district, organization or school site
- ◆ Connecting new community sites with meal program sponsors and/or meal vendors
- ◆ Identifying key stakeholders and building consensus
- ◆ Providing targeted information for different stakeholder groups
- ◆ Advocacy, when needed, with different stakeholder groups
- ◆ Answering questions during implementation and beyond
- ◆ Identifying funding resources for start-up costs
- ◆ Practical recommendations for improvement based on site visit observations
- ◆ Preparing for federal program audits (e.g., Administrative Reviews)
- ◆ Monitoring and providing leadership on major issues that arise for all groups (e.g., new health permit regulations)
- ◆ Serving as a liaison between local partners and the California Department of Education and USDA



Please visit our website at sdhunger.org for Hunger Free Kids toolkits, Hunger Free Kids Task Force schedule, and additional resources.

Hunger Free Kids Task Force

In addition, the San Diego Hunger Coalition convenes and facilitates the Hunger Free Kids Task Force, which brings together school districts, community sites, sponsors and meal vendors to discuss real time issues, learn about important federal and state program updates, and to coordinate and leverage their efforts. The Hunger Free Kids Task Force also builds valuable connections and new partnerships between sponsors, sites and vendors county wide.



HFK STRATEGIES

PHOTO CREDIT: FEEDING SAN DIEGO



5 STRATEGIES FOR HUNGER FREE KIDS

Listed in order of reach and impact, the following strategies are considered national best practice solutions for ending child hunger. These strategies have yielded incredible results right here in San Diego County, however, significant opportunities remain.

1. Universal Free Meals means more meals for kids and more money for schools.

An additional 74 high poverty schools could be serving breakfast and lunch
...at no charge to 55,000 kids

2. Breakfast After the Bell gives all kids the chance to start their school day well nourished.

140,372 kids missed school breakfast
Lost dollars = \$34,363,066

3. Afterschool Supper ensures kids have enough energy for homework and active play... and that they won't go to bed hungry.

213,607 kids missed afterschool supper
Lost dollars = \$118,139,228

4. Summer Meals fill the gap for kids and families when school and afterschool meals are not available.

212,914 kids missed summer lunch
Lost dollars = \$21,968,467

5. School-Based Charitable Food Distribution can provide additional food for our region's most vulnerable kids.

STRATEGY 1: UNIVERSAL FREE MEALS

An additional 74 high poverty schools could be serving breakfast and lunch

...at no charge to 55,000 kids

MORE MEALS FOR KIDS = MORE MONEY FOR SCHOOLS



Universal Free Meals through the Community Eligibility Provision (CEP) and Provision 2 (P2), enable high poverty schools to serve meals free of charge to all students. Making school meals free for all students – and an integral part of the learning environment – not only increases meal participation, it leads to better student health and academic outcomes, and a fiscally stronger school meals program.

LOCAL SNAPSHOT

Across San Diego County, an estimated 55,000 students are missing out on universal free breakfast and lunch because they attend one of 74 high poverty schools eligible but not yet participating in the CEP or P2.

BENEFITS OF UNIVERSAL FREE MEALS:

- ◆ Increases meal participation.
 - More children are encouraged to eat when the stigma and shame of participating in the Free & Reduced Price Meal Program (FRPM) is eliminated.¹³
 - Districts receive more funding to invest in even higher quality food or other improvements to meal service.
 - Economies of scale result in significant administrative savings which offset the cost of offering meals free to all students.
- ◆ Eliminates parent debt for unpaid student meals.
- ◆ Reduces staff time spent on administration and paperwork by simplifying the traditional operating procedures for meal eligibility and meal counting.

CHALLENGES:

- ◆ Not all children who are eligible for the FRPM program are successfully enrolled.
 - A school or district's FRPM rate is the percentage of students that have successfully enrolled in the FRPM program (and are therefore "eligible" to receive a free or reduced price meal) divided by the total number of students. The FRPM rate does not reflect the percentage of students that could qualify for the FRPM program based on household income or other factors.
 - Despite concerted outreach efforts, some families are unaware of the FRPM program or face other barriers with the enrollment process, such as the complexity of the application forms, limited English proficiency, or fear related to enrolling in government programs due to immigration status.
 - As many as one-third of contacted households do not respond to the district's verification notice, which results in the loss of free or reduced price meals for their children.¹⁴
- ◆ When FRPM enrollment is lower than the number of students eligible, it can prevent high poverty schools from qualifying for universal meal service provisions (CEP and P2).
- ◆ Low FRPM enrollment means less money for schools through the California Local Control Funding Formula (LCFF), as well as less opportunity for grants and other resources. Districts can, however, use a variety of alternative strategies to gather the data required for the LCFF.
- ◆ USDA meal reimbursements are based on the number of meals served; therefore, low meal participation can result in districts losing money.
- ◆ Districts do not always have the internal technical and administrative capacity to regularly conduct the data matching tasks to identify all eligible children.

I urge all Nutrition Service Directors to eliminate the reduced price charge for all meals as it is difficult to collect and reduces participation for parents unable to afford the cost over time. Eliminating the reduced fee increases meal participation and eliminates stigma.

– Gary Petill, Director, Food and Nutrition Services Department, San Diego Unified School District

SOLUTION: Serve universal free breakfast and lunch at all high poverty schools.

STEP 1. Ensure all eligible children are successfully enrolled in the FRPM program through Direct Certification.

◆ Through Direct Certification, children who live in households receiving federal assistance including CalFresh, Medi-Cal (new as of 2017!), CalWORKS or the Food Distribution Program on Indian Reservations, as well as children who are migrant, homeless, in foster care or enrolled in Head Start, are considered “categorically eligible” for free school meals without submitting an FRPM application.

◆ Federal law mandates that school districts conduct data matching of categorically eligible students for Direct Certification in the FRPM program a minimum of three times per year.¹⁵

STEP 2. Apply for the CEP or P2 once the required FRPM student enrollment or ISP thresholds have been met.

◆ CEP enables the highest poverty schools and districts to serve universal free breakfast and lunch to all enrolled students. To qualify, schools must have an Identified Student Percentage (ISP) of over 40% of students deemed eligible for free meals through Direct Certification (see Step 1).

- School districts may choose to implement CEP at individual schools, in certain clusters of schools (that reach the 40% requirement combined), or in all schools in the district. Districts may find they need a higher ISP than 40% to make CEP financially feasible.

◆ P2 is a viable option for schools with over 70% FRPM enrollment to serve universal free breakfast and lunch to all enrolled students. *A list of San Diego County schools eligible but not participating in P2 is available on the Hunger Coalition’s website: <http://sdhunger.org/hunger-free-kids-report>.*

◆ New state law (SB 138) mandates that districts with very high poverty schools (ISP of 62.5% or higher) apply to operate a federal universal meal service provision (CEP or P2) on or before September 1, 2018. *Education Code Section 49562.*

STEP 3. Once approved for CEP or P2, begin serving universal free meals.

◆ New state law (SB 138) mandates that districts begin providing free breakfast and lunch to all students at very high poverty schools (ISP of 62.5% or higher) upon state approval to operate a federal universal meal service provision (CEP or P2). Education Code Sections 49564 and 49564.5.

STEP 4. Eliminate the reduced price meal charge at schools with a high number of FRPM-enrolled students but with an overall percentage of FRPM enrollment that is too low to make universal free meals financially feasible.

How to Use the District Profiles: Universal Free Meals

Each District Snapshot includes information from the 2016/17 school year on the number of schools in each district that have CEP or P2 status, and the number of schools eligible but not yet participating in either CEP or P2. *For a complete list, please visit <http://sdhunger.org/hunger-free-kids-report>.*

SCHOOLS IN DISTRICT CLAIMING FREE & REDUCED PRICE MEALS (FRPM)*		ELEM	MIDDLE	HIGH	CHARTER	TOTAL
CDE 2015-2016 SY	Number of Schools Claiming FRPM Reimbursement*	16	4	2		22
	Number of Students in these Schools	9,853	3,779	5,213		18,845
	Number of Students Enrolled in FRPM	6,264	2,492	2,811		11,567
	Percentage of Students Enrolled in FRPM	64%	66%	54%		61%
CDE 2016-2017 SY	<input type="checkbox"/> Schools with Community Eligibility Provision (CEP)	0	0	0		0
	<input type="checkbox"/> Schools with Provision 2	0	0	0		0
	<input checked="" type="checkbox"/> Schools Eligible but not Participating in CEP or Provision 2	7	2	0		9
	Number of Schools with Pantry or Food Distribution	1	0	0		1
	Number of Schools with Backpack Program	3	0	0		3

STRATEGY 2: BREAKFAST AFTER THE BELL

140,372
KIDS

MISSED BREAKFAST
IN 2015-16

LOST DOLLARS:
\$34,363,066

Breakfast After the Bell gives all students the chance to start the day well nourished.

Breakfast After the Bell incorporates breakfast into the school day and significantly increases participation.

Traditional school breakfast is served in the cafeteria, before school hours. However, higher student enrollment and earlier start times can make it difficult for students to arrive early enough to get through the line, sit down, and eat a meal before class begins. A late school bus, long lines, or the stigma of eating at school can all lead to low breakfast participation.

LOCAL SNAPSHOT

In San Diego County, only **40%** of FRPM-enrolled students are benefiting from school breakfast. As a result, we are missing out on more than **25 million meals** annually that could be served to students who are already enrolled in the Free & Reduced Price Meals program.

CHALLENGES:

- ◆ Many school decision makers and stakeholders are not yet aware of the tremendous positive impact that making breakfast part of the school day can have on student outcomes.
- ◆ Adjustments to school staffing and union contracts can be complicated to negotiate for a new program, especially when piloting a program.
- ◆ Administrative systems changes must be considered, including new menu development and ordering, staff training, classroom coordination for meal counting and service, and ensuring compliance with USDA and other requirements.
- ◆ Start-up costs for equipment, as well as additional staff time needed during the first few weeks of implementation.

SOLUTION: Move from traditional breakfast before school to Breakfast After the Bell at all schools with more than 75% of students enrolled in the Free & Reduced Price Meal Program.

STEP 1. Educate stakeholders on the benefits of Breakfast After the Bell, including district administrative leaders, school board members, teachers, custodians, parents, and students, in addition to school food services staff.

STEP 2. Build relationships and engage in collaborative planning with the school-based team that is needed for the successful implementation and ongoing support of Breakfast After the Bell, including teachers, custodians, and cafeteria staff.

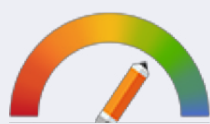
STEP 3. Pilot new Breakfast After the Bell model. This allows for the ability to test out additional district staff time requirements before entering into contract negotiations, if needed.

STEP 4. Phase in Breakfast After the Bell to benefit from lessons learned along the way, taking into consideration the unique assets and characteristics of each school site.

STEP 5. Incorporate language supporting universal free breakfast and Breakfast After the Bell service models into district's **Local Control and Accountability Plan (LCAP)** and **wellness policy**.



PHOTO CREDIT: HEAVEN'S WINDOWS



California School DASHBOARD & SCHOOL BREAKFAST

In December 2017, the California Department of Education and State Board of Education launched the California School Dashboard (<http://www.caschooldashboard.org>), as part of the state's new accountability system for schools that places **a greater emphasis on equity for all students** by looking beyond test scores to identify where students may need additional support.




Equal access to adequate nutrition is fundamental to equity, and extensive research has linked school breakfast participation to improvements in each area measured by the California School Dashboard.

CA DASHBOARD INDICATORS	CONNECTION TO SCHOOL BREAKFAST PARTICIPATION
<p>Academic Performance <i>(English language arts and mathematics)</i></p> <p>English Learner Progress <i>(Percentage of English learners making progress toward language proficiency)</i></p>	<ul style="list-style-type: none"> Hungry children and children at-risk for hunger are twice as likely as not-hungry children to be classified as having impaired functioning.¹⁰ Students who eat school breakfast on average score 17.5% higher on standardized math tests.¹⁶ Schools with Breakfast in the Classroom see up to 12.5% more students achieving math proficiency.⁹ Alternative breakfast programs reduce tardiness, another key factor that improves academic outcomes by increasing students' readiness to learn.¹⁰
<p>Chronic Absenteeism</p>	<ul style="list-style-type: none"> Numerous studies have shown that student attendance improves in schools that implement universal free school breakfast programs.^{17,18,19} Schools with alternative breakfast models have lower chronic absenteeism than similar schools with traditional breakfast models.⁷
<p>Suspension Rate</p>	<ul style="list-style-type: none"> Food-insecure teenagers not only score lower on academic achievement tests, they are also more likely to have repeated a grade or been suspended than food-sufficient teenagers.²⁰ Access to nutrition, particularly breakfast: <ul style="list-style-type: none"> Enhances students' psychosocial well-being, Reduces aggression, Decreases discipline problems, and Reduces school suspensions.²¹
<p>Graduation Rate</p>	<ul style="list-style-type: none"> Students who eat school breakfast on average attend 1.5 more days of school per year. Students who attend class regularly (miss <5 days per semester) have 20% higher high school graduation rates.¹⁰
<p>College & Career Readiness</p>	<ul style="list-style-type: none"> Food insecurity translates into diminished human capital. Adolescents and adults who experienced developmental obstacles like childhood food insecurity will struggle more to acquire new school and job skills than those whose development was uninterrupted. Access to school breakfast decreases the risk of food insecurity, especially among low-income children.²²

STRATEGY 2: BREAKFAST AFTER THE BELL

SCHOOLS DECIDE HOW TO SERVE BREAKFAST

Schools have the flexibility to design an alternative breakfast program that works best for their students and staff.

BEST FOR ELEMENTARY SCHOOLS	BEST FOR MIDDLE & HIGH SCHOOLS	
 <h3 data-bbox="386 667 630 739">Breakfast in the Classroom</h3> <p data-bbox="354 766 662 1066">The most popular and effective alternative model, breakfast meals are prepackaged and brought into the classroom using carts or insulated bags. There are many options to tailor this model for individual school sites.</p> <p data-bbox="370 1092 649 1186">Requires universal free breakfast through CEP or P2.</p>	 <h3 data-bbox="841 667 1063 739">Grab & Go to the Classroom</h3> <p data-bbox="779 766 1123 1033">Meals are prepackaged and served from mobile service carts or kiosks placed in high traffic locations such as hallways, courtyards or near the front entrance. This model is best for older students who can carry their meals to class.</p> <p data-bbox="779 1060 1123 1186">Does not require universal breakfast with CEP or P2, as students can enter PIN numbers at point of service.</p>	 <h3 data-bbox="1230 667 1469 739">Second Chance Breakfast</h3> <p data-bbox="1177 766 1521 1066">Schools offer breakfast during a mid-morning nutrition break, usually after first or second period. Second Chance Breakfast is most often paired with the Grab & Go model, but schools may opt to serve breakfast in the cafeteria.</p> <p data-bbox="1177 1092 1521 1186">Does not require CEP or P2, as students can enter PIN numbers at point of service.</p>
<p data-bbox="360 1312 652 1375">Often results in 70-80% breakfast participation.</p>	<p data-bbox="868 1327 1453 1354">Often results in 50-60% breakfast participation.</p>	



Principal Stephanie Brown shares her enthusiasm for Grab & Go with a Second Chance Nutrition Break, which increased breakfast participation from 15% to 55% in the first year.



PHOTO CREDIT: SAN DIEGO UNIFIED SCHOOL DISTRICT

Students can be given the role of delivering breakfast to the classroom.

(cont.)

5 IMPORTANT FACTS: Breakfast in the Classroom

FACT 1: Serving breakfast in the classroom counts as instructional time. Breakfast in the Classroom can be part of existing morning activities, such as taking attendance and school announcements.

FACT 2: Breakfast in the Classroom is an asset for teachers Teachers report Breakfast in the Classroom improves the quality of instruction because their students are more alert and ready to learn and, in addition, only takes about 15 minutes.

FACT 3: Breakfast in the Classroom is a simple and clean experience. Students and staff that are properly trained can quickly sort and dispose of breakfast items. Custodial staff are important stakeholders to include in early discussions and planning when starting Breakfast in the Classroom.

FACT 4: School breakfast is nourishing. Common breakfast items served in schools (such as cold cereal and granola bars) have been specially formulated to be higher in nutrients and lower in fat and sodium in order to meet strict USDA nutrition requirements.

FACT 5: Students maintain a healthy weight with school breakfast. Research shows that students who eat breakfast at school — even if they have already had breakfast at home — have a lower body mass index (BMI, an indicator of excess body fat) and are less likely to be overweight or obese than students who skip breakfast. ^{24, 4}

As long as the breakfast is served and eaten in the classroom while otherwise allowable instructional activities are underway, the time will not be considered free time by auditors.

- California Department of Education & California State Controller's Office, 2010

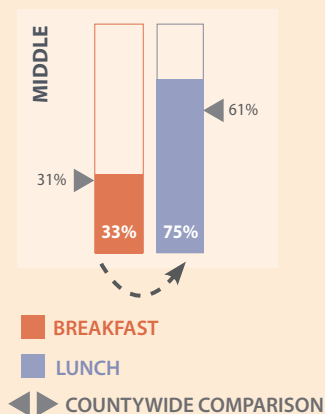


PHOTO CREDIT: SAN DIEGO UNIFIED SCHOOL DISTRICT

STRATEGY 2: BREAKFAST AFTER THE BELL (CONT.)

How to Use the District Profiles: School Breakfast

Percentage of FRPM-Enrolled Kids Eating School Breakfast
(compared to those eating school lunch)



- 1. Comparing breakfast to lunch participation.** Breakfast participation that is significantly lower than lunch can indicate that the students relying on school lunch are facing a barrier in accessing breakfast.
- 2. Comparing participation across grade levels.** Breakfast participation is usually highest among elementary school students. Lower rates at this level can indicate a barrier to accessing school breakfast that is not present for older students in the district.
- 3. Comparing district to county wide participation.** The gray arrows and associated participation rates indicate how a particular district is doing compared to all districts county wide that serve Free & Reduced Price Meals.
- 4. Analysis Section.** This section includes specific recommendations based on the data presented and the Hunger Coalition's knowledge of each district.
- 5. See Appendix for breakfast and lunch participation rate across all districts.**

STRATEGY 3: AFTERSCHOOL SUPPER

213,607
KIDS

MISSED AFTERSCHOOL
SUPPER

LOST DOLLARS:
\$118,039,228

Afterschool Supper ensures kids have adequate energy for homework and active play... and that they won't go to bed hungry.

Children eat lunch hours before afterschool programs begin – sometimes as early as 10:30am – and need more than a small snack to maintain their energy and focus through the afternoon.

Through the federal Child and Adult Care Food Program (CACFP), schools and community-based organizations can be fully reimbursed for the cost of serving free, healthy meals in low-income communities at sites that offer afterschool programming. Similar in nutritional content and calories to school lunch, afterschool supper is a more filling and nutritious option for students than afterschool snacks.

LOCAL SNAPSHOT

The afterschool supper meal, in conjunction with school breakfast and lunch, can provide the kids who need it most with three square meals a day. In San Diego County, only 9% of kids enrolled in Free & Reduced Price Meals are receiving afterschool supper. San Diego County is missing out on more than 38 million meals annually that could help address child hunger in our region. help address child hunger in our region.

CHALLENGES:

The *CACFP At-Risk Afterschool Meals Program* is underutilized because of: (1) general lack of awareness of the program, (2) complex and daunting federal and state program guidelines, and (3) the time required for start-up. Also, community sites offering afterschool enrichment activities may not have the infrastructure and/or staff in place to become a CACFP sponsor. With limited time and

Offering a more substantial afterschool meal alleviates food insecurity, and can help enrichment programs maintain attendance, improve behavior and support learning.

– CALIFORNIA FOOD POLICY ADVOCATES

resources to evaluate and implement a new federal program, school districts continue serving afterschool snacks through the *National School Lunch Program* and community organizations often purchase snacks with their own funds. An

additional challenge lies with new California Department of Education health permit regulations that require meals be prepared in a commercial kitchen and, if not served onsite, be individually wrapped prior to delivery.

SOLUTIONS:

- All eligible schools and community based afterschool programs provide CACFP afterschool supper in place of (or in addition to) afterschool snacks.** Both school districts and community organizations report that once they have the CACFP program up and running, it is relatively easy to manage and the benefits far outweigh start-up costs and effort. Community organizations can use the money saved from buying meals and snacks for other purposes, such as additional programming or staff.
- Centralized non-school CACFP sponsorship.** There is a growing movement in San Diego County to centralize CACFP sponsorship so that community organizations (and even schools) have the option to become a CACFP site and offer fully-funded meals without the added responsibility of becoming a CACFP sponsor. Sites are responsible for meal service and clean up, as well as tracking daily meal participation. The CACFP sponsor manages the federal contract, provides the meals, and invoices the California Department of Education for reimbursement. *Feeding San Diego, Heaven's Windows, and Kitchens for Good are three local CACFP sponsors that partner with community sites and schools to offer afterschool and summer meals.*
- Centralized technical assistance and program guidance.** In addition to technical assistance available from the California Department of Education's CACFP team, the San Diego Hunger Coalition's Hunger Free Kids Program offers guidance and ongoing support for schools and nonprofits that would like to serve CACFP supper. Staff from local CACFP sponsors (listed above in #2) are also available to answer questions and offer support for interested sites.
- Host "open" meal sites as opposed to "closed" sites where only program participants may receive meals.** Programs in high poverty areas can be reimbursed for providing free afterschool meals to all children, not just program participants, which can be a good strategy for increasing program enrollment and reducing stigma.
- Add CACFP meals to non-traditional sites.** Locations such as affordable housing developments, libraries, churches, and community clinics have all been shown to be successful sites for afterschool supper.
- Expand CACFP meal service to weekends and vacations during the regular school year.**

WANT TO SERVE AFTERSCHOOL SUPPER?

To receive reimbursement for CACFP snacks and supper, organizations must meet ALL of the following criteria:



CALIFORNIA DASHBOARD:

Afterschool programs have been shown to significantly impact reading and math achievement – two important indicators on the CA School Dashboard. A recent survey administered by No Kid Hungry found that **73% of low-income parents are more likely to send their children to an afterschool program that includes a meal.**

1. Provide care for children and youth after school, on weekends, holidays, or school vacations during the regular school year;
2. Provide organized, regularly scheduled activities in a structured and supervised environment;
 - ◆ Afternoon “drop in” programs are acceptable. There is no enrollment requirement, so individual student athletes who attend afterschool programs before or after team practices may receive meals and snacks.
3. Include educational or enrichment activities;
 - ◆ For example, some programs may focus on homework and tutoring, while others offer activities such as drama, chess and physical activities. Students who are part of school sports teams and clubs can receive afterschool meals as part of a broad, overarching educational or enrichment program offered by a school.
4. Be located near a school where at least 50% of children and youth are enrolled in the *Free & Reduced Price Meal Program*.
 - ◆ Programs that serve a large number of low-income children, but are not located near a school with 50% FRPM enrollment, can also participate in CACFP if program participants are verified as income-eligible (households with incomes below 185% of Federal Poverty Level).

How to Use the District Profiles: Afterschool Supper

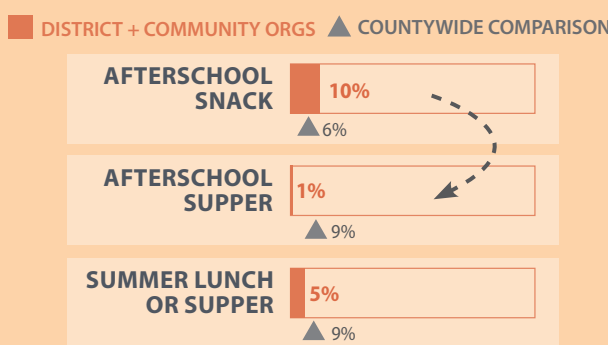
1. **Comparing AFTERSCHOOL SUPPER participation to AFTERSCHOOL SNACK participation.**
While some schools and community sites may be serving both a snack and supper during afterschool programs, most are serving one or the other. Therefore, snack participation can be a good indication of the volume of students who could immediately be reached with an additional meal each day. Ideally, sites will serve both a snack and supper, so supper participation would increase to the level of current snack participation.
2. **Comparing district (■) to countywide participation (▲).**
The gray arrows and associated participation rates indicate how a particular district is doing compared to all districts countywide that claim free and reduced price meals.
3. **Analysis Section**
This section includes specific recommendations based on the data presented and the Hunger Coalition’s knowledge of each district.
4. See Appendix for supper participation rates for all districts.

SNACK VS. SUPPER

CACFP At-Risk Afterschool Meals Program: Per Meal Components & Reimbursement Rates (2018-2019) ^A

SNACK \$0.88	SUPPER \$3.28
Milk, Grain (Bread or Bread Alternate), Protein (Meat or Meat Alternate), Fruit, and Vegetable	Milk, Grain (Bread or Bread Alternate), Protein (Meat or Meat Alternate), Fruit, and Vegetable
CHOOSE 2 ITEMS	MUST SERVE 5 ITEMS

Percentage of FRPM-Enrolled Kids Eating AFTERSCHOOL & SUMMER MEALS



^A Child and Adult Care Food Program (CACFP) Per Meal Reimbursement Rates for Contiguous States July 2017-June 2018.

STRATEGY 4: SUMMER MEALS

**212,914
KIDS**

**MISSED SUMMER
LUNCH**

LOST DOLLARS:

\$21,968,467

Summer Meals fill the gap for kids and families when school and afterschool meals are not available.

Through the federal Summer Food Service Program and Seamless Summer Option, community based organizations and school districts can be fully reimbursed for the cost of serving free, healthy meals in low-income communities during school breaks. All children (0-18) may go to a site and receive free meals on summer weekdays without questions or paperwork.

LOCAL SNAPSHOT

Summer meals can provide critical nutrition support when school and afterschool meals are not available, yet only 9% of low-income students are accessing summer meal programs. San Diego County is missing out on nearly 6 million meals annually that could help address child hunger in our region.

2018 PER MEAL REIMBURSEMENT RATES: Summer Food Service Program / Seamless Summer Option

MEAL (SITES CAN SERVE 2 MEALS/DAY)	RURAL OR SELF-PREP SITES	ALL OTHER TYPES OF SITES
Breakfast	\$2.23	\$2.19
Lunch or Supper	\$3.92	\$3.86
Snack	\$0.93	\$0.91

CHALLENGES:

There are a number of reasons for low summer meals participation, such as parents' unfamiliarity with sites or even the existence of the program, limited numbers of sites (especially in rural areas), lack of transportation, lack of activities for the children at sites, and/or limited hours for meal service. Unlike school meals and afterschool meals -- served where children are already present -- participating in the summer meals program often requires a special trip for the family. Also, all meals must be fully consumed on site so, unless children are being dropped off for supervised activities, parents must wait while their children eat the meal.

SOLUTIONS:

- 1. Open new sites.** Add summer meal service to sites where children already gather during the summer. Recommended locations include: libraries, YMCAs, Boys & Girls Clubs, and other youth-serving organizations; affordable housing developments; and community and recreation centers with active programming.
- 2. Centralized non-school SFSP sponsorship.** There is a growing movement in San Diego County to centralize SFSP sponsorship so that community organizations (and even schools) have the option to become a SFSP site and offer fully-funded meals without the added responsibility of becoming a SFSP sponsor. Sites are responsible for meal service and clean up, as well as tracking daily meal participation. The SFSP sponsor manages the federal contract, provides the meals, and invoices the California Department of Education for reimbursement. *Feeding San Diego, Heaven's Windows, and Kitchens for Good are three local SFSP sponsors that partner with community sites and schools to offer afterschool and summer meals.*
- 3. Add programming to existing sites.** Increase participation at existing sites by adding regular programming with a focus on physical activity and educational enrichment – two things parents actively seek for their kids over the summer. Sites with programming that take care of children for many hours during the workday particularly appeal to working parents.
- 4. Increase families' awareness of summer meals and site locations.**
 - ◆ **Word of mouth.** Research has shown that the most effective outreach for getting new families to visit summer meal sites is word of mouth from someone they trust.
 - ◆ **Easy to find information.** Once the USDA finalizes location sites and meal schedules for the summer in late May or early June, San Diego families have two options for accessing information on the go:

Text FOOD or COMIDA to 877-877. Text FOOD is a free text service provided by No Kid Hungry, a national campaign to end child hunger through federal nutrition programs. Users text the word "food" (or "comida") to the number 877-877, and



43% of low-income families say it's harder to make ends meet during the summer.

— NO KID HUNGRY

receive a text back prompting them to enter an address and/or zip code. The service provides information about nearby meals sites, or information about how to access sites if none are located in the vicinity. The *Text FOOD* service only operates during the months that summer meals are served, which in San Diego County is usually June to mid-August.

◆ **Easy to find information (continued).**

Call 211 to speak to a 2-1-1 San Diego Resource Specialist. 2-1-1 San Diego has operators on call 24 hours a day who speak a number of languages in addition to English and Spanish. 2-1-1 San Diego operators can look up summer meal site locations and meal schedules for callers.

San Diego Hunger Coalition and the Hunger Free Kids Task Force strongly encourage all school districts and nonprofits to add information about Text FOOD and 2-1-1 San Diego to their usual outreach methods (flyers, robo calls, Facebook posts, etc.), so that summer meals information is only a text or call away.

5. Recommended Policy Change: Congress should expand Summer EBT for Children nationwide.

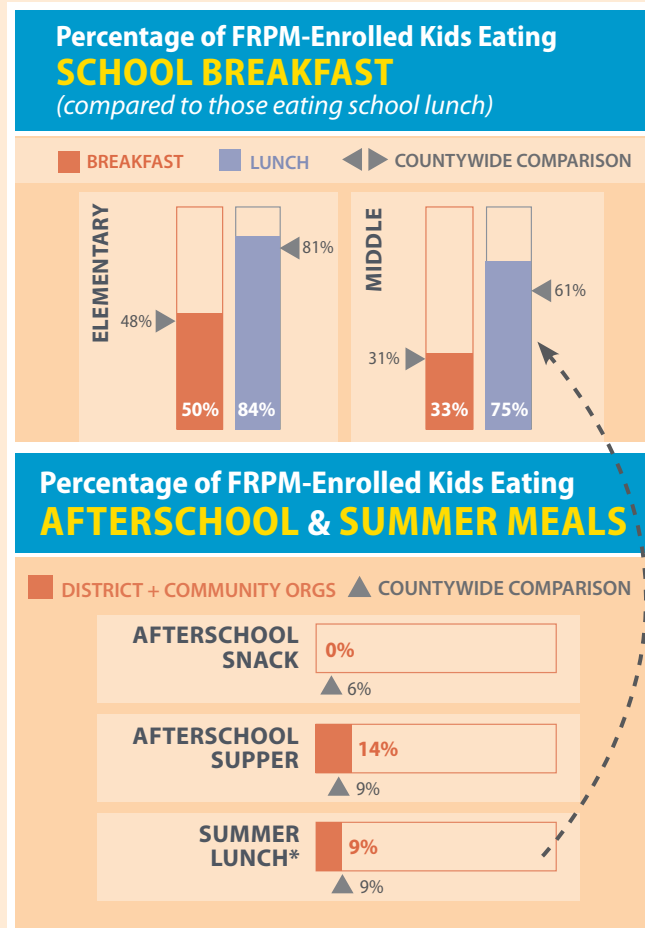
The federal government has conducted many successful demonstration projects across the nation that put money on an electronic benefits transfer (EBT) card for children who receive free or reduced price meals during the school year to help pay for their lunches and breakfasts during the summer. A monthly benefit in the range of \$30-50 per child was added to a CalFresh (SNAP) or WIC EBT card. Placing summer meal benefits on an EBT card increased parents' purchasing power at the grocery store and was shown to both reduce food insecurity and increase fresh fruit and vegetable consumption over the summer. Summer EBT has the potential to reach vast numbers of low-income children not currently reached by the summer meals program.



CALIFORNIA DASHBOARD:

Parents report they are more likely to bring their children to summer meals sites when academic enrichment and/or physical activities are provided. Adding summer meals to summer enrichment programs can be a powerful combination to prevent the summer slide, thereby supporting numerous indicators on the CA School Dashboard.

How to Use the District Profiles: Summer Meals



- Comparing SUMMER LUNCH participation to SCHOOL LUNCH participation.**
A large disparity between school lunch participation and summer lunch participation can indicate a hunger gap for children who rely on free or reduced price meals during the school year.
- Comparing district (■) to countywide participation (▲).**
The gray arrows and associated participation rates indicate how a particular district is doing compared to all districts countywide that claim free and reduced price meals.
- Analysis Section**
This section includes specific recommendations based on the data presented and the Hunger Coalition's knowledge of each district.
- See Appendix for summer lunch participation rates for all districts.**

STRATEGY 5: SCHOOL-BASED CHARITABLE

Charitable Food Distributions at school sites can fill the gaps for our region's most vulnerable kids.

After maximizing the potential to nourish more students with fully-funded federal meal programs, school-based charitable food distribution is another strategy to reach the neediest subset of students in a school.

High poverty schools can partner with community based, nonprofit organizations to provide additional food for students to consume at school, at home over the weekend, or during school breaks when school meals are not available. This strategy can also be beneficial when a subset of low income children live in a more affluent community where schools are not eligible to offer CACFP At-Risk Afterschool Meals, the Summer Food Service Program (or Summer Seamless Option), or Breakfast in the Classroom (requires universal free meals, unlike the other Breakfast After the Bell models).

The success of school-based food distribution relies on...

- ◆ Cooperative relationships between schools and implementing organizations.
- ◆ Adequate operating budgets to provide consistent food distribution.
- ◆ Supportive school staff, in particular the school principal.
- ◆ Availability of school volunteers.
- ◆ Substantial and continuous communication to families about the distribution.
- ◆ Families that are comfortable seeking assistance at the school.

The type of charitable food distribution implemented should be determined by the level of resources and relationships that exist at the school and district level. Common models include **School Pantries** and **Backpack Programs**.

SCHOOL PANTRIES

- ◆ **Mobile (or "Pop-Up") School Pantry:** A refrigerated food bank truck brings food to the school site, often twice per month, and families select from available food options. At the end of the distribution, the food bank takes away any surplus food.
- ◆ **Permanent School Pantry:** If the school has a permanent space to store food items this may be an option. School staff and volunteers must properly receive, store, distribute and dispose of food (including perishable food) and containers supplied by the community partner.



PHOTO CREDIT: FEEDING SAN DIEGO

Feeding San Diego's **School Pantry Program** currently has 40 mobile (or "pop-up") school pantries in operation that provide nutritious, healthy food, "farmers market" style, to students and their families who face hunger. Each household receives approximately 20-25 pounds, of which approximately 70% is fresh fruits and vegetables. They serve over 5,000 households through this program on a bi-weekly basis. Feeding San Diego also has a Backpack program for schools. For more info, visit [feedingsandiego.org/programs/feeding-kids/](https://www.feedingsandiego.org/programs/feeding-kids/).

DISTRIBUTIONS

Important considerations for School Pantries:

- o Do enough families live in the immediate area for easy access to the distribution?
- o Are school staff or volunteers available to oversee and assist with the distribution?
- o What is the most convenient time for families to access the distribution?
- o Is there adequate space for a farmers' market style distribution?
- o Is the truck able to park close to the distribution site?
- o Is the school able to dispose of pallets and cardboard boxes after the distribution, or store plastic totes onsite?

Consulting and potentially partnering with school nutrition services staff is recommended when implementing school-based charitable food distribution programs.

BACKPACK PROGRAMS

The backpack program is a model that provides a pre-bagged weekend food package to students at risk of hunger over the weekend or short breaks when free schools meals are unavailable. Commonly students are called out of class on Friday afternoons to pick up their backpacks of food, often at the nurse's office.

Important considerations for Backpack Programs:

- o What method will be used to choose backpack recipients in an equitable manner?
- o What steps will be taken to ensure that students are not stigmatized in the way they receive the food or how the food is packaged?
- o How will the donated food be moved from the delivery site to the distribution area at the school?
- o Are school staff or volunteers available to pack the bags and assist with the distribution?
- o Is the school able to dispose of pallets and cardboard boxes after the distribution, or store plastic totes onsite?

The following organizations can provide information on how to arrange a school-based charitable food distribution: Blessings in a Backpack, Feeding San Diego, Got Your Back San Diego, San Diego Food Bank, and Vista Teen Outreach. We thank these organizations for sharing their data for this report.

The Jacobs & Cushman San Diego Food Bank's **Food 4 Kids Backpack Program** currently serves 2,600 elementary school children living in poverty at 51 schools in 14 districts throughout San Diego County. Every weekend, each child receives a bag full of nutritious food to see him or her through the weekend when free school meals are unavailable. San Diego Food Bank also provides nutritious foods for permanent school pantries. For more info, visit SanDiegoFoodBank.org/Food4Kids.

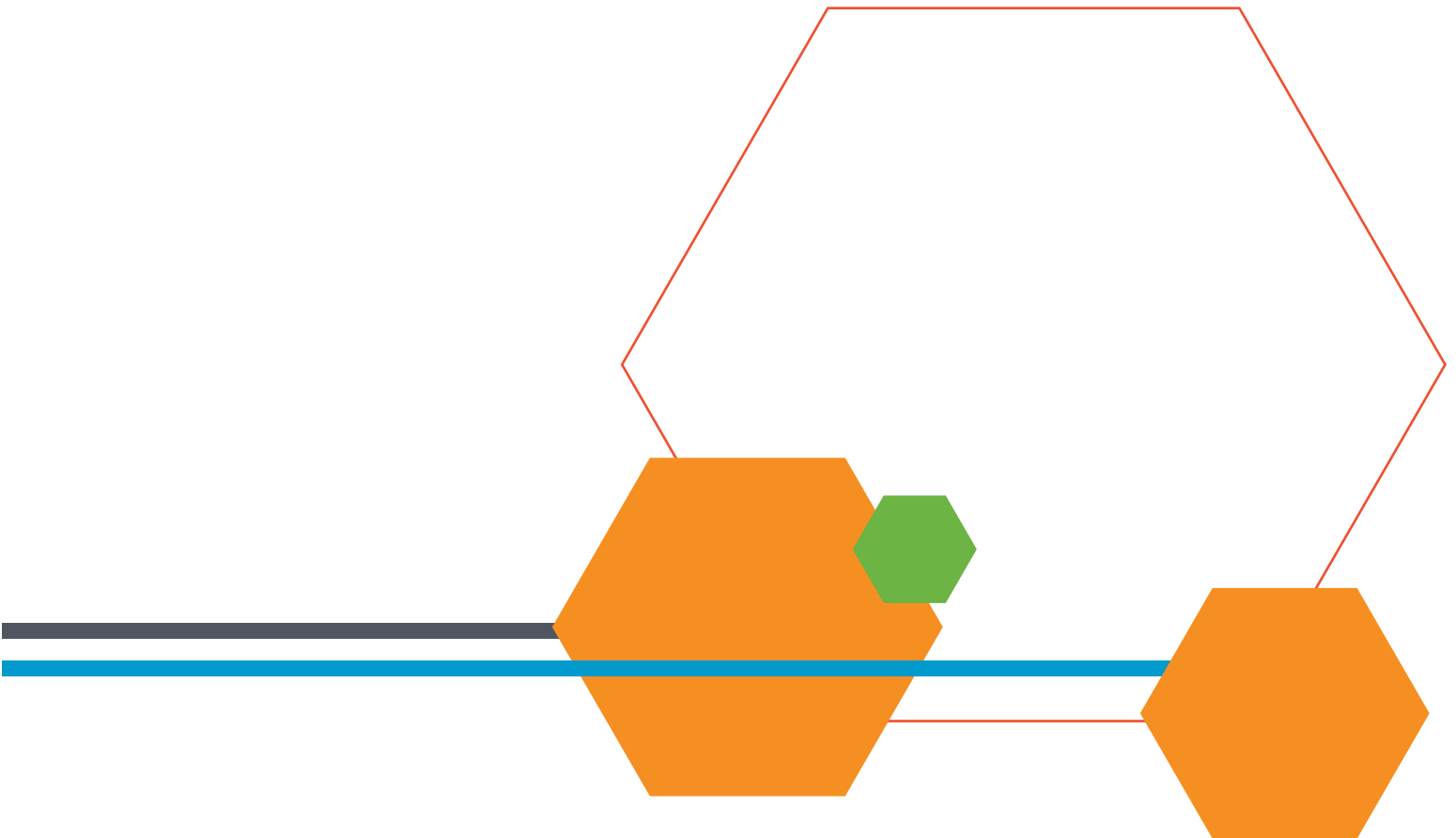




PHOTO CREDIT: HOUSING ON MERIT



DISTRICT PROFILES



DISTRICT PROFILES – METHODOLOGY

The 25 school districts profiled on the following pages were selected because more than 50% of their students are enrolled in the *Free & Reduced Price Meals* (FRPM) program. The analysis sections describe the successes and opportunities identified through San Diego Hunger Coalition’s (SDHC) research and knowledge of each district.

Grade Levels

This report focuses on children and youth enrolled in kindergarten through 12th grade in San Diego County. Future research on availability and utilization of child nutrition programs and food assistance for ages 0-5 is recommended.

Participation Rates

Average daily participation is calculated as total meals claimed divided by total days on which meals were served. October 2015

data was used for in-school meals and afterschool snacks and supper, and July 2016 was used for summer lunch and supper meals. Participation rates are measured as the ratio of average daily participation to number of students enrolled in the *Free & Reduced Price Meals* (FRPM) program. Participation rates were calculated for:

- ◆ FRPM breakfast, lunch and snack served by school districts through *National School Lunch Program* and *School Breakfast Program*

- ◆ *Child and Adult Care Food Program (CACFP) At-Risk Afterschool Meals* (snack and supper) served by school districts and community-based organizations

- ◆ Summer lunch and supper meals served by community-based organizations through the *Summer Food Service Program (SFSP)* and by school districts through the *Seamless Summer Option (SSO)*

Missed Opportunities

Number of kids that missed out on meals is calculated as the difference between total number FRPM-enrolled students and average daily participation. To calculate number of missed meals, the number of kids that missed out on meals is multiplied by number of days each meal program generally operates (180 days for school breakfast and afterschool supper; 28 days for summer lunch/supper). Federal Dollars Untapped is number of missed meals multiplied by 2015-16 federal reimbursement rates (school breakfast \$1.36; afterschool supper \$3.07; summer lunch/supper \$3.685).

SCHOOL TYPES

Please note that not all schools in San Diego County, or even within each district, are included in this analysis. However, the schools included account for 90% of all San Diego County students enrolled in the *Free & Reduced Price Meals* (FRPM) program.

Included in Analysis:

Schools that: (1) claim FRPM for reimbursement; and (2) are one of the following types of Public and Charter schools: Elementary Schools, Intermediate/Middle Schools, Junior High Schools, High Schools, and K-12 Schools.

Excluded from Analysis:

Alternative Schools of Choice, Continuation High Schools, County Community, District Community Day Schools, Juvenile Court Schools, Opportunity Schools, Preschool, Special Education Schools (Public), State Special Schools, Youth Authority Facilities.

District Boundaries

For meals sponsored by community-based organizations, SDHC used the physical address of each meal site to determine in which district it lies using a GIS map of school district boundaries. Sites located within overlapping districts (e.g., an elementary school district and a high school district serving same geographic area) were assigned to the elementary school district.

Datasets (2015-16 SY)

◆ **California Department of Education (CDE)** publicly-available data on CDE websites:

- Schools participating in Provision 2
- Enrollment in FRPM program by school (schools with 70%+ FRPM enrollment are considered eligible for P2)
- CACFP sponsors and site locations – data extracted from website using web scraping software tools
- Summer meal sponsors (SFSP & SSO) and site locations – data extracted from website using web scraping software tools
- Meal program reimbursement rates by meal type
- Student demographics by district
- Student standardized test scores by district
- ◆ Data obtained from CDE through separate information release requests for each file:
 - Monthly FRPM meal counts by meal type by school
 - Monthly CACFP meal counts by meal type by sponsor

- Monthly summer meal counts by meal type by SFSP sponsors
- Monthly summer meal counts by meal type by SSO sponsors
- Schools participating and eligible for CEP

◆ School district boundaries: **School District Finder website**

◆ CACFP and SFSP meal counts by site and by meal type: CDE data is at sponsor-level only, so information was collected from individual community-based sponsors providing meals in multiple districts including **Heaven’s Windows, Boys & Girls Club of Greater San Diego, and Feeding San Diego**

◆ Schools with backpack programs: Data provided by **Feeding San Diego, San Diego Food Bank, Blessings in a Backpack, and Got Your Back San Diego**

◆ Schools with on-site food distributions: Data provided by **Feeding San Diego**

◆ **Breakfast After the Bell** participation: Data collected by **San Diego Hunger Coalition** through online survey of all school district nutrition services directors. Due to low survey response, limited information on districts’ implementation of **Breakfast After the Bell** is presented in this report. SDHC will continue to gather this information.

◆ **San Diego Hunger Coalition’s** research to identify sites that may be good candidates for CACFP afterschool supper and/or summer meals.

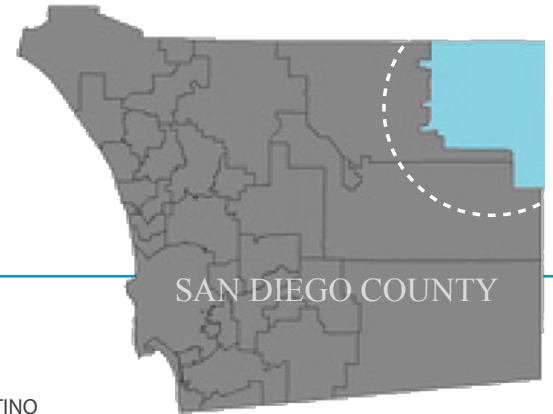
DISTRICTS WITH 50%+ FRPM ENROLLMENT	FRPM %	# FRPM STUDENTS
Borrego Springs Unified	87%	362
Cajon Valley Union	69%	10,875
Chula Vista Elementary	51%	15,348
Dehesa Elementary	56%	105
Escondido Union	71%	11,905
Escondido Union High	67%	4,950
Fallbrook Union Elementary	61%	2,714
Fallbrook Union High	57%	1,184
Grossmont Union High	58%	12,386
Jamul-Dulzura Union Elementary	54%	316
Julian Union Elementary	57%	180
Julian Union High	52%	81
La Mesa-Spring Valley	59%	6,701
Lemon Grove	77%	2,960
Mountain Empire Unified	71%	1,084
National	76%	4,614
Oceanside Unified	61%	11,567
San Diego Unified	62%	73,231
San Ysidro Elementary	100%	4,780
South Bay Union	71%	5,610
Sweetwater Union High	54%	19,194
Vallecitos	81%	214
Valley Center-Pauma Unified	51%	2,008
Vista Unified	60%	13,178
Warner Unified	82%	163

For a full description of the methodology and data used by San Diego Hunger Coalition for this report and for additional resources, please visit www.sdhunger.org.

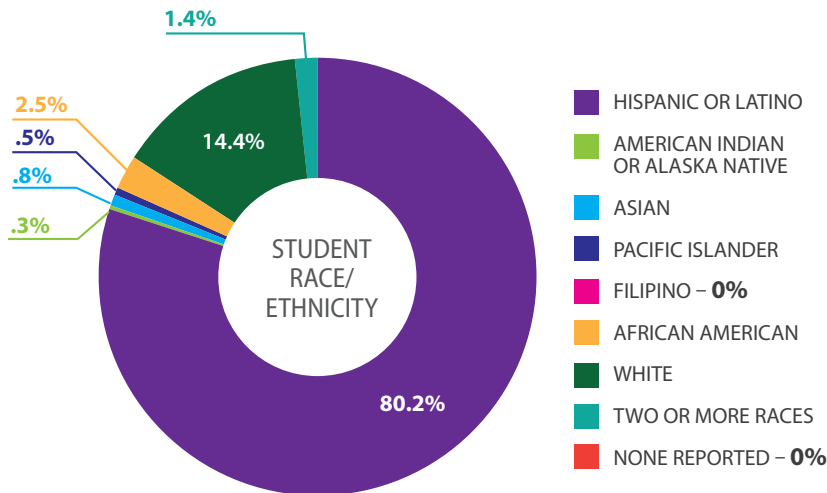
Updates or corrections to the information presented are welcome. Please contact hungerfreekids@sdhunger.org.

BORREGO SPRINGS UNIFIED SCHOOL DISTRICT

Borrego Springs Unified School District is a K-12 district located in the East County rural community of Borrego Springs.



STUDENT DEMOGRAPHICS



FRPM ENROLLMENT
87%

Met/Exceeded Standards
ENGLISH LANGUAGE ARTS
46%

Met/Exceeded Standards
MATHEMATICS
26%

DISTRICT SNAPSHOT

SCHOOLS IN DISTRICT CLAIMING FREE & REDUCED PRICE MEALS (FRPM)*		ELEM	MIDDLE	HIGH	CHARTER	TOTAL
CDE 2015-2016 SY	Number of Schools Claiming FRPM Reimbursement*	1	1	1		3
	Number of Students in these Schools	181	87	146		414
	Number of Students Enrolled in FRPM	163	75	124		362
	Percentage of Students Enrolled in FRPM	90%	86%	85%		87%
CDE 2016-2017 SY	<input type="checkbox"/> UNIVERSAL FREE MEALS? Schools with Community Eligibility Provision (CEP)	0	0	0		0
	<input checked="" type="checkbox"/> Schools with Provision 2	1	1	1		3
	<input type="checkbox"/> Schools Eligible but not Participating in CEP or Provision 2	0	0	0		0
	Number of Schools with Pantry or Food Distribution	0	0	1		1
	Number of Schools with Backpack Program	0	0	0		0

* The following school types are excluded from this analysis: Alternative Schools of Choice, Continuation High Schools, County Community, District Community Day Schools, Juvenile Court Schools, Opportunity Schools, Preschool, Special Education Schools (Public), State Special Schools, Youth Authority Facilities. Analysis includes 90% of FRPM-enrolled students in county.

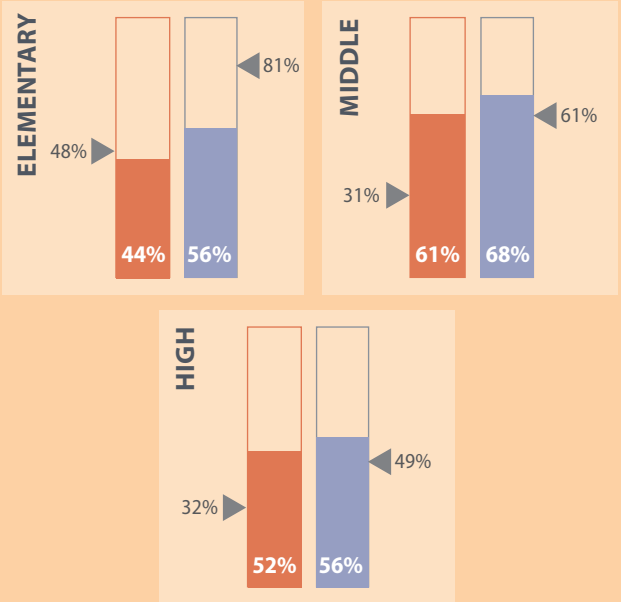


ANALYSIS

Percentage of FRPM-Enrolled Kids Eating SCHOOL BREAKFAST

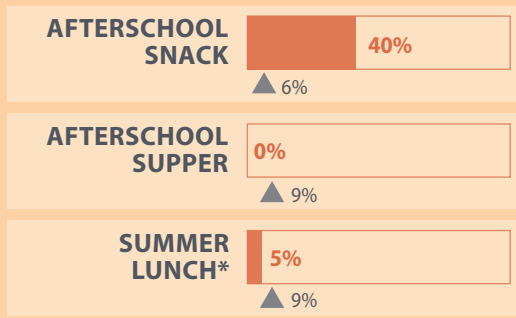
(compared to those eating school lunch)

■ BREAKFAST ■ LUNCH ◀▶ COUNTYWIDE COMPARISON



Percentage of FRPM-Enrolled Kids Eating AFTERSCHOOL & SUMMER MEALS

■ DISTRICT + COMMUNITY ORGS ▲ COUNTYWIDE COMPARISON



SCHOOL BREAKFAST

- ◆ **Borrego Springs Unified School District (BSUSD)** implemented Provision 2 (P2) at the elementary, middle and high schools during the 2016-2017 school year, which is expected to increase participation across meal types in future school years.
- ◆ BSUSD serves *Breakfast After the Bell* at the middle and high schools, resulting in breakfast participation well above countywide rates for these grade levels.
- ◆ *Breakfast in the Classroom* would certainly increase breakfast participation for elementary school students in this high need, rural district.

AFTERSCHOOL & SUMMER MEALS

- ◆ BSUSD provides afterschool snacks through the *National School Lunch Program*. If the district becomes a CACFP sponsor, students could have a substantial supper meal, instead of a snack, after school each day and before long bus rides home.
- ◆ Students engaged in high school sports teams and clubs could receive CACFP afterschool snacks or meals during organized activities.
- ◆ **Feeding San Diego** helps provide youth meals in this rural area as the sponsor for summer meals at the Borrego Springs Branch Library.
- ◆ The library may also be able to serve CACFP snacks and/or supper during the school year for participants in their after-school programs. A meal vendor other than BSUSD may be needed, as it can be challenging for districts to deliver meals off-site during the school year.

MISSED OPPORTUNITIES to Feed Eligible Kids in 2015-16

180 KIDS

MISSED SCHOOL BREAKFAST

Federal Dollars Untapped: **\$44,064**

362 KIDS

MISSED AFTERSCHOOL SUPPER

Federal Dollars Untapped: **\$200,041**

345 KIDS

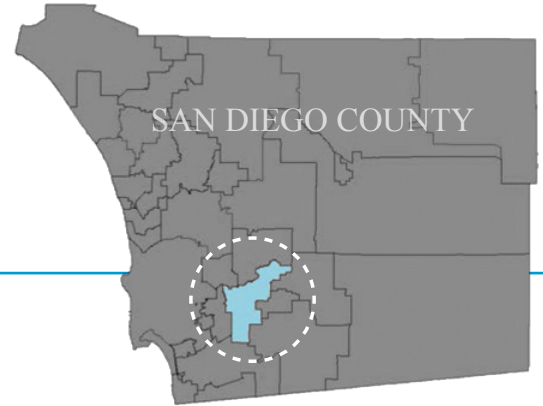
MISSED SUMMER LUNCH*

Federal Dollars Untapped: **\$35,597**

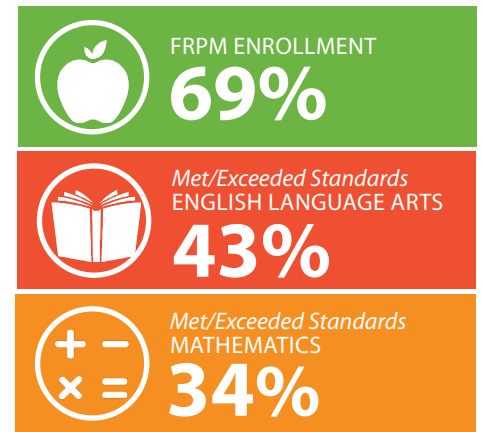
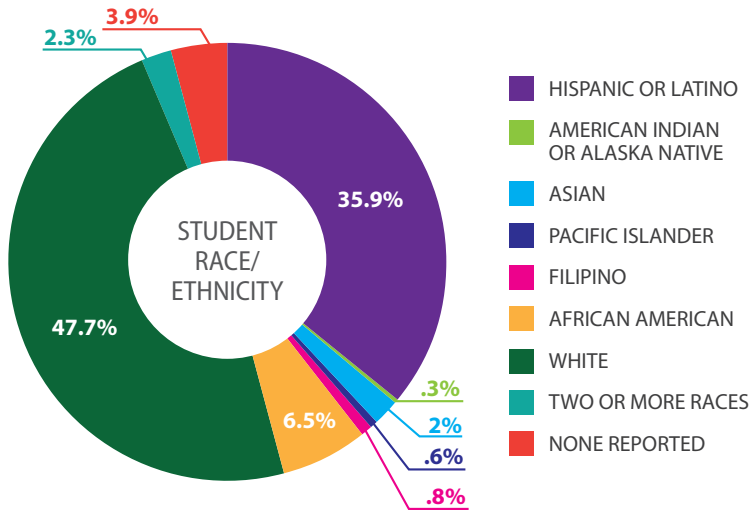
* Includes summer supper.

CAJON VALLEY UNION SCHOOL DISTRICT

Cajon Valley Union School District is an elementary and middle school district that encompasses the greater part of the City of El Cajon and unincorporated areas. High school students attend Grossmont Union High School District.



STUDENT DEMOGRAPHICS



DISTRICT SNAPSHOT

SCHOOLS IN DISTRICT CLAIMING FREE & REDUCED PRICE MEALS (FRPM)*		ELEM	MIDDLE	HIGH	CHARTER	TOTAL
CDE 2015-2016 SY	Number of Schools Claiming FRPM Reimbursement*	19	6		1	26
	Number of Students in these Schools	10,575	5,081		182	15,838
	Number of Students Enrolled in FRPM	7,226	3,498		151	10,875
	Percentage of Students Enrolled in FRPM	68%	69%		83%	69%
CDE 2016-2017 SY	<input checked="" type="checkbox"/> Schools with Community Eligibility Provision (CEP)	6	3		0	9
	<input checked="" type="checkbox"/> Schools with Provision 2	5	1		0	6
	<input checked="" type="checkbox"/> Schools Eligible but not Participating in CEP or Provision 2	0	0		1	1
	Number of Schools with Pantry or Food Distribution	3	0		0	3
	Number of Schools with Backpack Program	1	0		0	1

* The following school types are excluded from this analysis: Alternative Schools of Choice, Continuation High Schools, County Community, District Community Day Schools, Juvenile Court Schools, Opportunity Schools, Preschool, Special Education Schools (Public), State Special Schools, Youth Authority Facilities. Analysis includes 90% of FRPM-enrolled students in county.

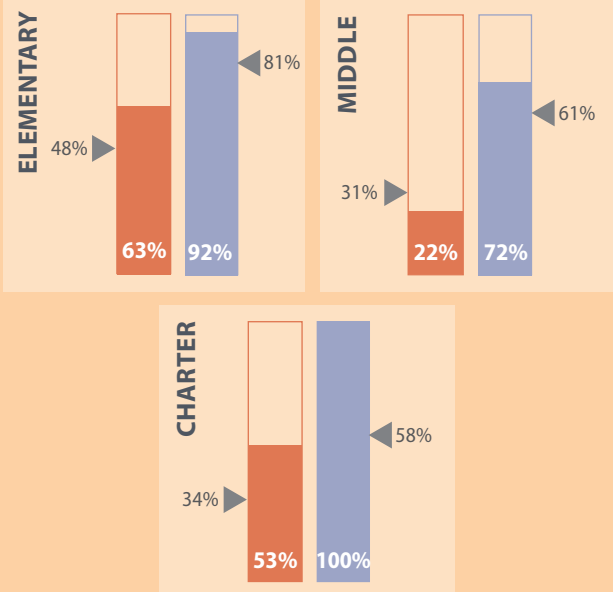


ANALYSIS

Percentage of FRPM-Enrolled Kids Eating SCHOOL BREAKFAST

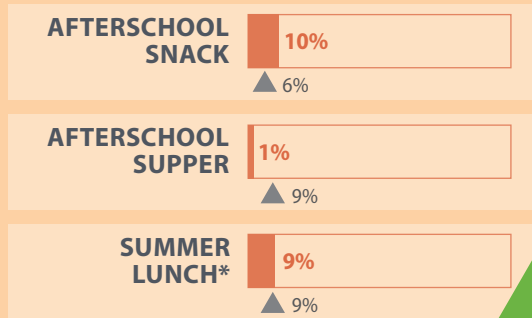
(compared to those eating school lunch)

■ BREAKFAST ■ LUNCH ◀▶ COUNTYWIDE COMPARISON



Percentage of FRPM-Enrolled Kids Eating AFTERSCHOOL & SUMMER MEALS

■ DISTRICT + COMMUNITY ORGS ▲ COUNTYWIDE COMPARISON



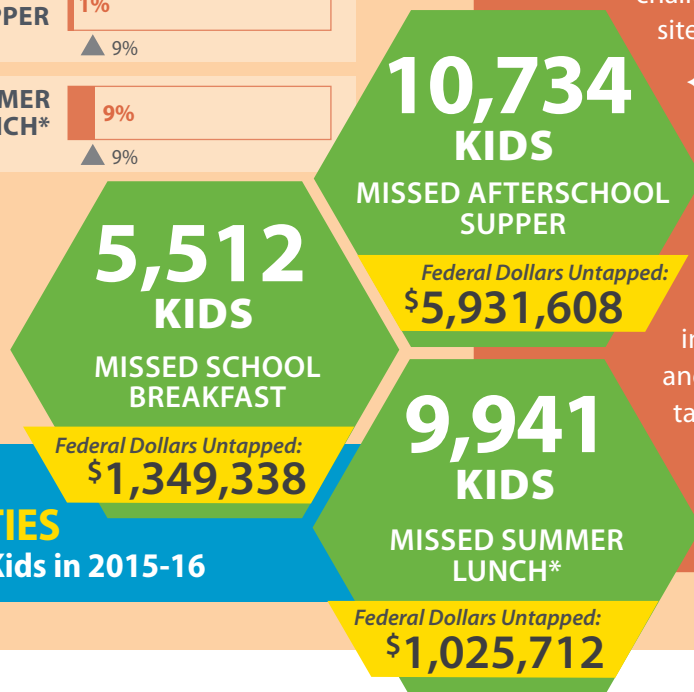
SCHOOL BREAKFAST

- ◆ **Cajon Valley Union School District (CVUSD)** has implemented CEP or Provision 2 (P2) at 15 of the 16 schools that are eligible and could be serving *universal free meals*, if they are not already. The remaining charter school, EJE Middle Academy, is eligible for P2.
- ◆ CVUSD is providing *Breakfast After the Bell* at 5 of 19 elementary schools and 1 of 6 middle schools. Starting *Breakfast After the Bell* at additional schools could raise breakfast participation closer to lunch participation, particularly at the middle schools.

AFTERSCHOOL & SUMMER MEALS

- ◆ **CVUSD Child Nutrition Services** provides afterschool snacks through the *National School Lunch Program*. If CVUSD became a CACFP sponsor, they could provide the more substantial supper meal in addition to (or in place of) a snack.
- ◆ **El Cajon Branch Library** currently serves summer meals and could also add afterschool supper during the school year, if a suitable CACFP sponsor and food vendor can be identified.
- ◆ There is an opportunity to provide CACFP snack and/or supper for afterschool programs offered at **City of El Cajon Recreation Centers**.
- ◆ The library and recreation centers may need a sponsor and vendor other than the school district, as it can be challenging for districts to deliver meals off-site during the school year.

MISSED OPPORTUNITIES to Feed Eligible Kids in 2015-16

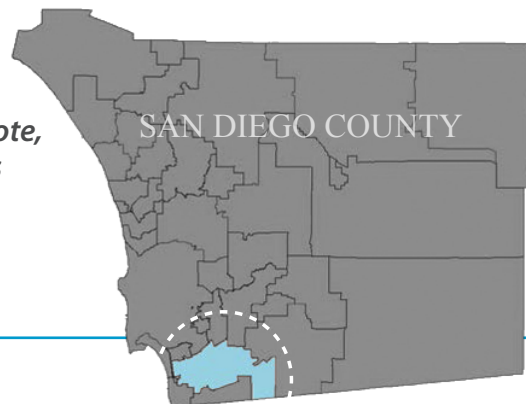


- ◆ CVUSD provides summer meals at 10 school sites. Summer meal participation appears quite low, however, children may be eating summer meals provided by **Grossmont Union High School District** at 9 additional sites within the Cajon Valley district boundary, including Boys & Girls Club of East County and McGrath Family YMCA. Cross-promotion targeting both Cajon Valley and Grossmont Union students could help increase participation among all families within the district.

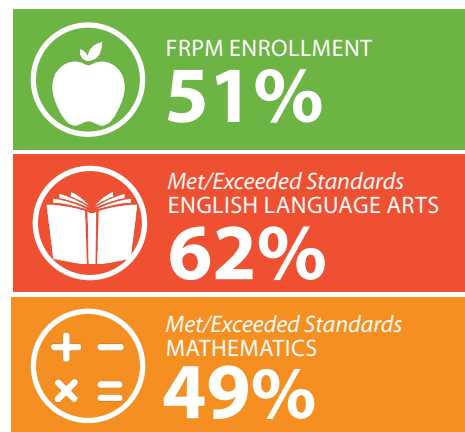
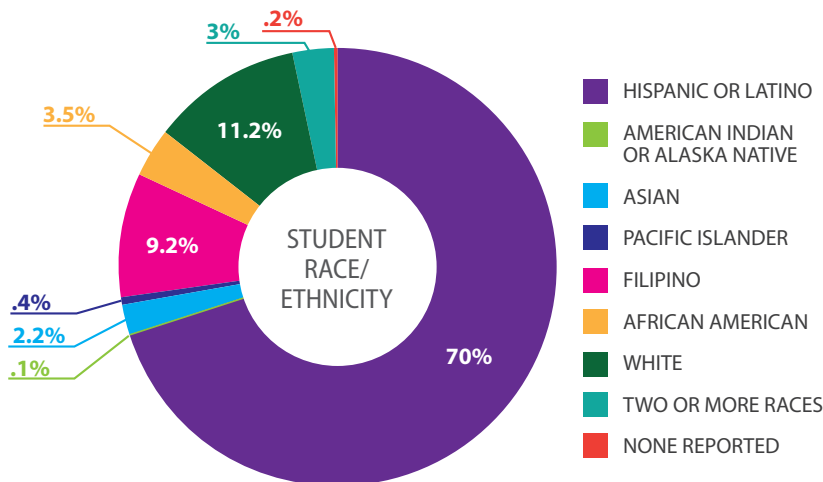
* Includes summer supper.

CHULA VISTA ELEMENTARY SCHOOL DISTRICT

Chula Vista Elementary School District is the largest K-6 elementary school district in the State of California and operates on a year-round calendar. Middle and high school students attend Sweetwater Union High School District. **Of note, the district has one of the lowest FRPM rates of the districts profiled, but the third highest number of FRPM-enrolled students (15,348).**



STUDENT DEMOGRAPHICS



DISTRICT SNAPSHOT

SCHOOLS IN DISTRICT CLAIMING FREE & REDUCED PRICE MEALS (FRPM)*		ELEM	MIDDLE	HIGH	CHARTER	TOTAL
CDE 2015-2016 SY	Number of Schools Claiming FRPM Reimbursement*	40			6	46
	Number of Students in these Schools	23,820			6,068	29,888
	Number of Students Enrolled in FRPM	11,667			3,681	15,348
	Percentage of Students Enrolled in FRPM	49%			61%	51%
CDE 2016-2017 SY	UNIVERSAL FREE MEALS?					
	<input type="checkbox"/> Schools with Community Eligibility Provision (CEP)	0			0	0
	<input checked="" type="checkbox"/> Schools with Provision 2	18			2	20
	<input checked="" type="checkbox"/> Schools Eligible but not Participating in CEP or Provision 2	0			1	1
	Number of Schools with Pantry or Food Distribution	0			0	0
Number of Schools with Backpack Program	4			0	4	

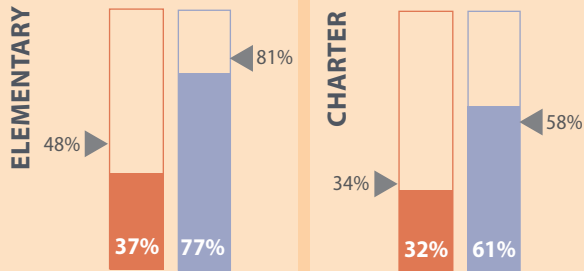
* The following school types are excluded from this analysis: Alternative Schools of Choice, Continuation High Schools, County Community, District Community Day Schools, Juvenile Court Schools, Opportunity Schools, Preschool, Special Education Schools (Public), State Special Schools, Youth Authority Facilities. Analysis includes 90% of FRPM-enrolled students in county.



Percentage of FRPM-Enrolled Kids Eating SCHOOL BREAKFAST

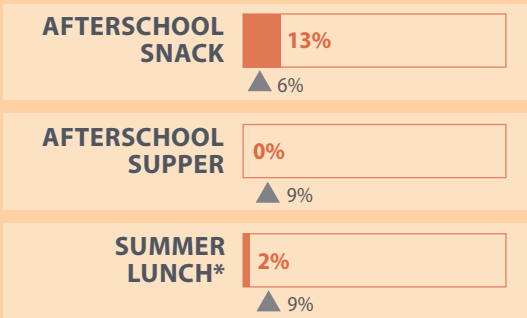
(compared to those eating school lunch)

■ BREAKFAST ■ LUNCH ◀▶ COUNTYWIDE COMPARISON



Percentage of FRPM-Enrolled Kids Eating AFTERSCHOOL & SUMMER MEALS

■ DISTRICT + COMMUNITY ORGS ▲ COUNTYWIDE COMPARISON



MISSED OPPORTUNITIES to Feed Eligible Kids in 2015-16

15,348 KIDS

MISSED AFTERSCHOOL SUPPER

Federal Dollars Untapped: \$8,481,305

9,851 KIDS

MISSED SCHOOL BREAKFAST

Federal Dollars Untapped: \$2,411,525

14,967 KIDS

MISSED SUMMER LUNCH*

Federal Dollars Untapped: \$1,544,295

* Includes summer supper.

** Year-round districts have the same number of school days (180) and vacation days (185) as districts with a traditional academic calendar.

SCHOOL BREAKFAST

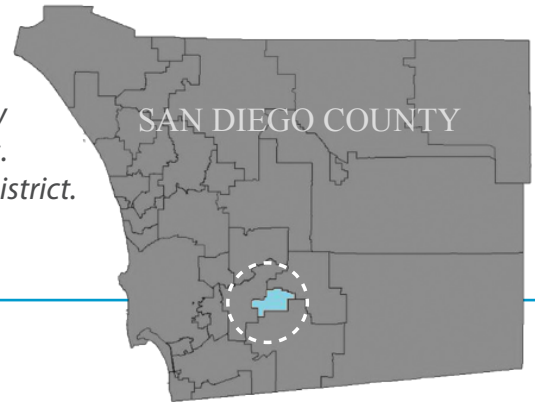
- ◆ Chula Vista Elementary School District (CVESD) has Provision 2 (P2) status at 20 of 21 eligible schools and could be serving *universal free meals*, if they are not already.
- ◆ Breakfast participation is low compared to lunch participation. Given the large number of FRPM-enrolled students in the district, *Breakfast in the Classroom* at all P2 schools is highly recommended.

AFTERSCHOOL & SUMMER MEALS

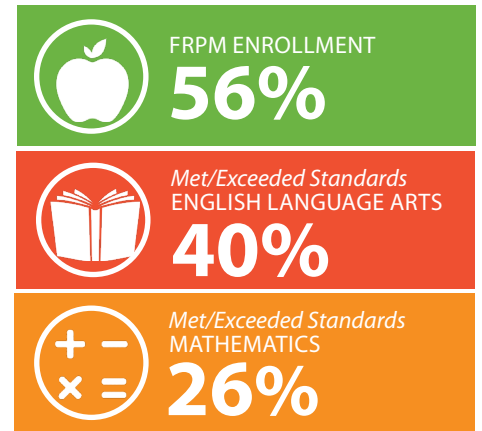
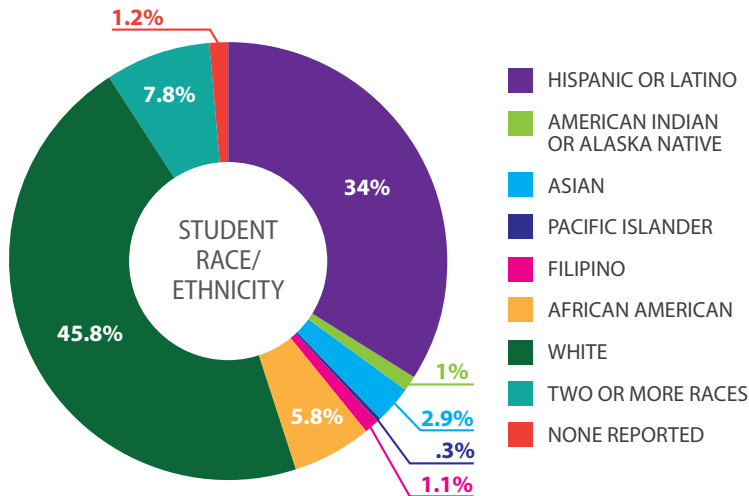
- ◆ CVESD provides afterschool snacks through the *National School Lunch Program*. If the district became a CACFP sponsor, the more substantial supper meal could be offered in place of (or in addition to) a snack during afterschool programs.
- ◆ There may be opportunity for afterschool supper at Civic Center and South Chula Vista libraries, where CVESD already serves summer meals. A sponsor and meal vendor other than CVESD may be needed, as it can be challenging for districts to deliver a more substantial meal off-site while school is in session.
- ◆ **Heaven's Windows** is a CACFP sponsor and provides snacks for South Bay Baptist Church. Moving to (or adding) supper is recommended, if an appropriate vendor can be found to provide fresh, individually-wrapped meals.
- ◆ Year-round districts have summer breaks extending 6.5 to 7.5 weeks – a significant period without the nutrition support of school meals. CVESD serves summer meals at 3 elementary school sites and 2 libraries during the break.
- ◆ Other districts and organizations serving summer meals within CVESD boundary:
 - **South Bay Union School District** at Otay and Silver Wing recreation centers.
 - **Sweetwater Union High School District** at 4 middle schools and 1 high school site.
 - **Feeding San Diego** at Castle Park Elementary.
- ◆ In all, there are 10 summer meal sites in this high-need, 103-square-mile district. Recommendations are: (1) open additional sites where kids already congregate; and (2) ensure all CVESD families know of the nearby sites sponsored by other districts or organizations.
- ◆ CVESD has 46 schools, and 4 offer the *backpack program* for a limited number of students. Charitable food distributions at some of the other 42 school sites is recommended.

DEHESA ELEMENTARY SCHOOL DISTRICT

Dehesa School District is located in a rural area near the City of El Cajon and includes the Sycuan Reservation. There are a number of charter schools in the school district, but only Dehesa Elementary (K-8) provides Free & Reduced Price Meals. High school students attend Grossmont Union High School District.



STUDENT DEMOGRAPHICS



DISTRICT SNAPSHOT

SCHOOLS IN DISTRICT CLAIMING FREE & REDUCED PRICE MEALS (FRPM)*		ELEM	MIDDLE	HIGH	CHARTER	TOTAL
CDE 2015-2016 SY	Number of Schools Claiming FRPM Reimbursement*	1				1
	Number of Students in this School	188				188
	Number of Students Enrolled in FRPM	105				105
	Percentage of Students Enrolled in FRPM	56%				56%
CDE 2016-2017 SY	UNIVERSAL FREE MEALS?					
	<input type="checkbox"/> Schools with Community Eligibility Provision (CEP)	0				0
	<input type="checkbox"/> Schools with Provision 2	0				0
	<input type="checkbox"/> Schools Eligible but not Participating in CEP or Provision 2	0				0
	Number of Schools with Pantry or Food Distribution	0				0
Number of Schools with Backpack Program	0				0	

* The following school types are excluded from this analysis: Alternative Schools of Choice, Continuation High Schools, County Community, District Community Day Schools, Juvenile Court Schools, Opportunity Schools, Preschool, Special Education Schools (Public), State Special Schools, Youth Authority Facilities. Analysis includes 90% of FRPM-enrolled students in county.

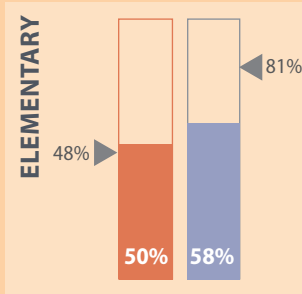
ANALYSIS



Percentage of FRPM-Enrolled Kids Eating SCHOOL BREAKFAST

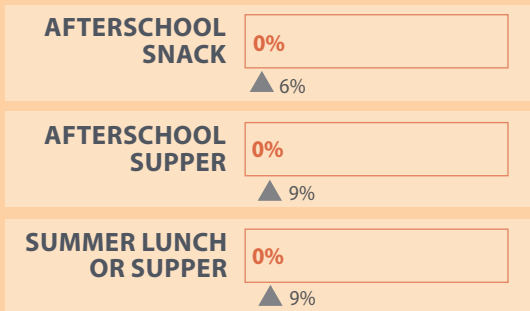
(compared to those eating school lunch)

■ BREAKFAST ■ LUNCH ◀▶ COUNTYWIDE COMPARISON



Percentage of FRPM-Enrolled Kids Eating AFTERSCHOOL & SUMMER MEALS

■ DISTRICT + COMMUNITY ORGS ▲ COUNTYWIDE COMPARISON



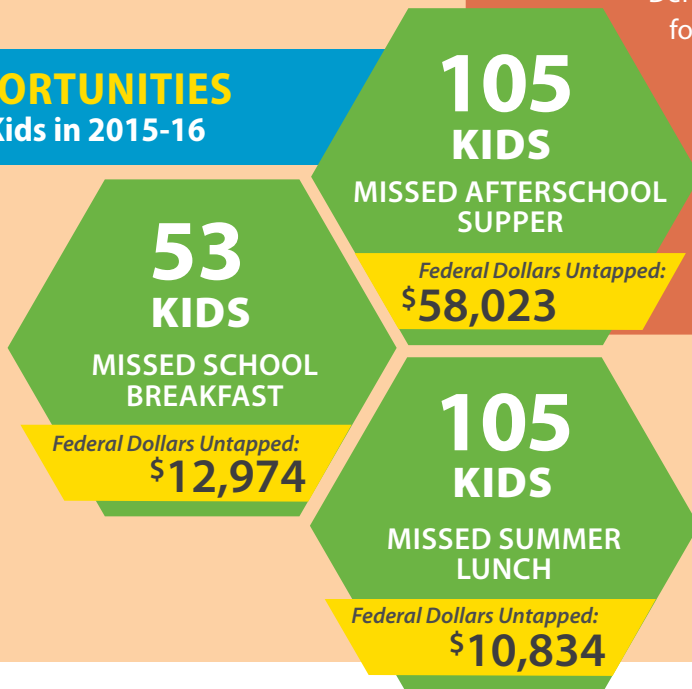
SCHOOL BREAKFAST

- ◆ **Dehesa School District** has one school (Dehesa Elementary) that provides *Free & Reduced Price Meals*. It is not eligible to serve universal free meals through Provision 2 or CEP, so *Breakfast in the Classroom* is not an option. However, the school could increase breakfast participation using the *Grab & Go* model before or after the bell, or during a second chance nutrition break later in the morning.

AFTERSCHOOL & SUMMER MEALS

- ◆ It appears that Dehesa School District purchases afterschool snacks with funding from registration fees for their Extended School Services (ESS) before and after school program. If the district became a CACFP sponsor, they could provide fully-funded snacks and meals after school and potentially decrease ESS program costs for parents.
- ◆ Grossmont Union High School District serves summer meals at Valhalla High, Steele Canyon High, and McGrath YMCA facility, which appear to be the closest sites to Dehesa. Targeted outreach to Dehesa families could increase their participation at these sites.
- ◆ There are no other afterschool or summer meal providers within the district boundary, however Dehesa Elementary is also an eligible site for summer meals, in addition to CACFP.

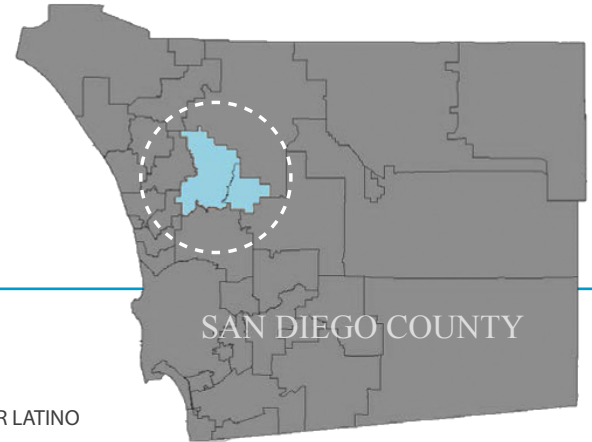
MISSED OPPORTUNITIES to Feed Eligible Kids in 2015-16



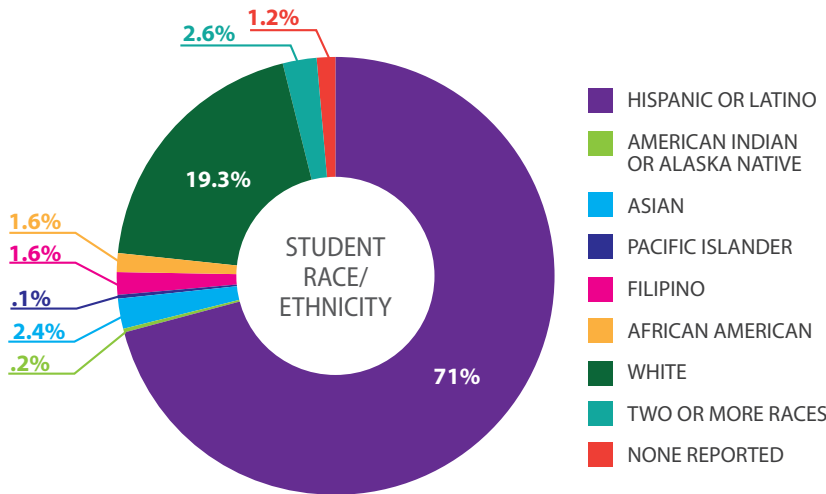
- ◆ Given the limited reach of child nutrition programs beyond school breakfast and lunch, the community would benefit from additional school-based charitable food distributions for families in need.

ESCONDIDO UNION SCHOOL DISTRICT

Escondido Union School District is the elementary and middle school district for the City of Escondido. High school students attend Escondido Union High School District.



STUDENT DEMOGRAPHICS



FRPM ENROLLMENT
71%

Met/Exceeded Standards
ENGLISH LANGUAGE ARTS
38%

Met/Exceeded Standards
MATHEMATICS
25%

DISTRICT SNAPSHOT

SCHOOLS IN DISTRICT CLAIMING FREE & REDUCED PRICE MEALS (FRPM)*		ELEM	MIDDLE	HIGH	CHARTER	TOTAL
CDE 2015-2016 SY	Number of Schools Claiming FRPM Reimbursement*	18	5			23
	Number of Students in these Schools	11,634	5,156			16,790
	Number of Students Enrolled in FRPM	8,332	3,573			11,905
	Percentage of Students Enrolled in FRPM	72%	69%			71%
CDE 2016-2017 SY	UNIVERSAL FREE MEALS?	<input type="checkbox"/> Schools with Community Eligibility Provision (CEP)	0	0		0
		<input type="checkbox"/> Schools with Provision 2	0	0		0
		<input checked="" type="checkbox"/> Schools Eligible but not Participating in CEP or Provision 2	13	4		
	Number of Schools with Pantry or Food Distribution	0	0			0
	Number of Schools with Backpack Program	1	0			1

* The following school types are excluded from this analysis: Alternative Schools of Choice, Continuation High Schools, County Community, District Community Day Schools, Juvenile Court Schools, Opportunity Schools, Preschool, Special Education Schools (Public), State Special Schools, Youth Authority Facilities. Analysis includes 90% of FRPM-enrolled students in county.

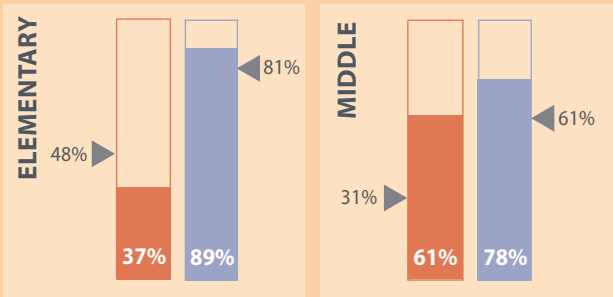


ANALYSIS

Percentage of FRPM-Enrolled Kids Eating SCHOOL BREAKFAST

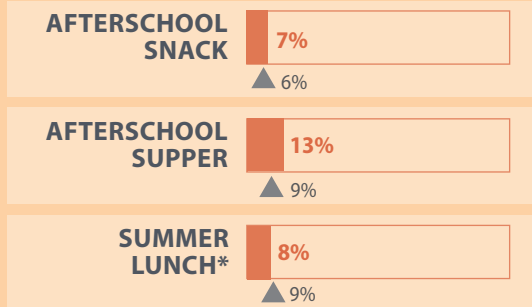
(compared to those eating school lunch)

■ BREAKFAST ■ LUNCH ◀▶ COUNTYWIDE COMPARISON

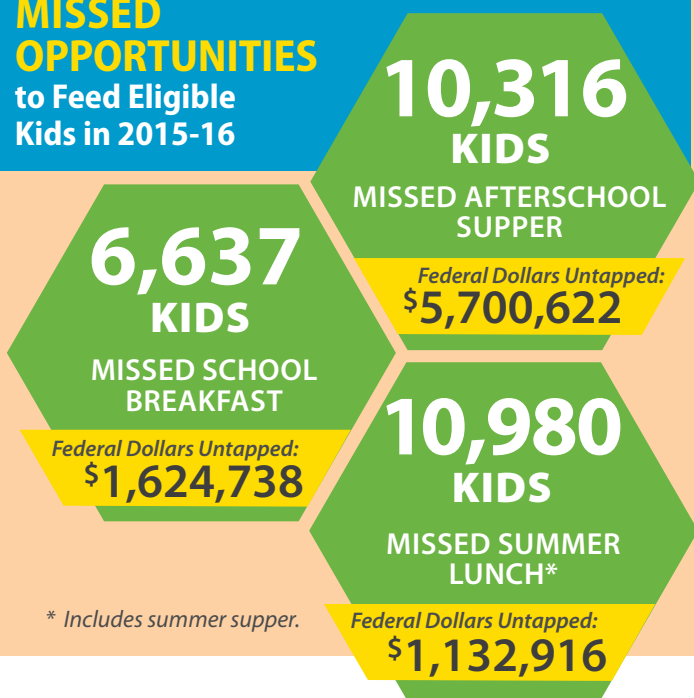


Percentage of FRPM-Enrolled Kids Eating AFTERSCHOOL & SUMMER MEALS

■ DISTRICT + COMMUNITY ORGS ▲ COUNTYWIDE COMPARISON



MISSED OPPORTUNITIES to Feed Eligible Kids in 2015-16



* Includes summer supper.

SCHOOL BREAKFAST

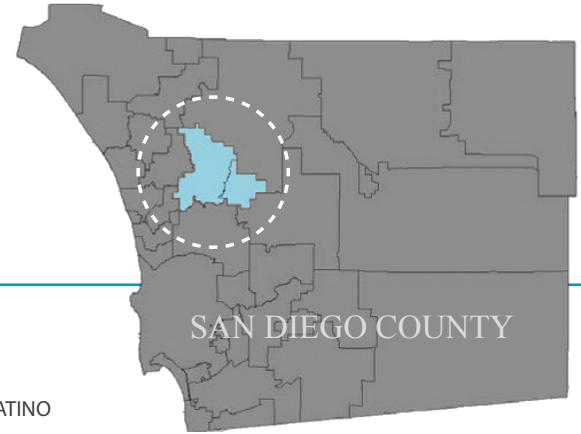
- ◆ **Escondido Union School District (EUSD)** has been actively working with **San Diego Hunger Coalition** to increase elementary school breakfast participation through Provision 2 (P2) and *Breakfast in the Classroom* since 2015.
 - The district implemented *Breakfast in the Classroom* at **Felicita Elementary** during the 2016-17 school year, which increased breakfast participation by 75%, reaching another estimated 200 high-need children each day who had previously missed out on school breakfast.
 - During the 2017-18 school year, EUSD will be implementing Provision 2 and *Breakfast in the Classroom* at 5 more elementary schools.
 - EUSD will be implementing *Breakfast in the Classroom* at 5 more elementary schools.

AFTERSCHOOL & SUMMER MEALS

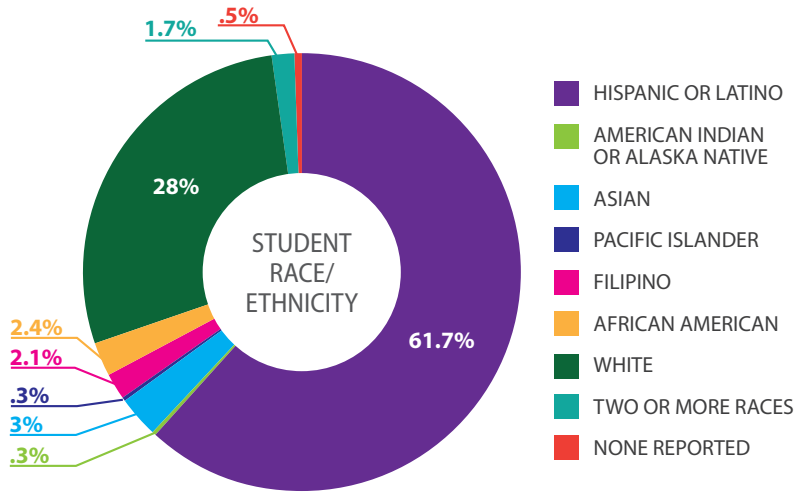
- ◆ With guidance and technical assistance from San Diego Hunger Coalition, EUSD started serving summer meals in 2016 at 8 elementary school sites, reaching an average of 794 children each day.
- ◆ There are 10 summer meals sites operated by the high school district that are open to all children and youth. Targeted outreach to the elementary and middle school families could help increase participation at those sites.
- ◆ EUSD is already a CACFP sponsor and providing afterschool supper each day at 16 sites.
- ◆ Opportunities to add afterschool supper meal at community-based organizations:
 - **Palomar Family YMCA** runs an afterschool program for an est. 250 children at 6 elementary schools. Currently, they are purchasing snacks at retail price. If the YMCA becomes a CACFP sponsor (or partners with a sponsor), they could provide supper and/or a snack each day and be reimbursed for the meals. EUSD may be able to prepare the meals, and potentially sponsor them, as these are school sites.
 - **Boys & Girls Club of Greater San Diego** is already a CACFP sponsor and provides snacks for afterschool programs at the Baker and Mitchell branches and at 4 middle schools. The supper meal could be served in addition to (or in place) of a snack. A new vendor for the supper meals may be required for the non-school sites.

ESCONDIDO UNION HIGH SCHOOL DISTRICT

Escondido Union High School District serves the City of Escondido. Elementary and middle school students attend Escondido Union School District.



STUDENT DEMOGRAPHICS



FRPM ENROLLMENT
67%

Met/Exceeded Standards
ENGLISH LANGUAGE ARTS
59%

Met/Exceeded Standards
MATHEMATICS
25%

DISTRICT SNAPSHOT

SCHOOLS IN DISTRICT CLAIMING FREE & REDUCED PRICE MEALS (FRPM)*		ELEM	MIDDLE	HIGH	CHARTER	TOTAL
CDE 2015-2016 SY	Number of Schools Claiming FRPM Reimbursement*			4		4
	Number of Students in these Schools			7,388		7,388
	Number of Students Enrolled in FRPM			4,950		4,950
	Percentage of Students Enrolled in FRPM			67%		67%
CDE 2016-2017 SY	<input type="checkbox"/> UNIVERSAL FREE MEALS? Schools with Community Eligibility Provision (CEP)			0		0
	<input type="checkbox"/> Schools with Provision 2			0		0
	<input checked="" type="checkbox"/> Schools Eligible but not Participating in CEP or Provision 2			1		1
	Number of Schools with Pantry or Food Distribution			1		1
	Number of Schools with Backpack Program			0		0

* The following school types are excluded from this analysis: Alternative Schools of Choice, Continuation High Schools, County Community, District Community Day Schools, Juvenile Court Schools, Opportunity Schools, Preschool, Special Education Schools (Public), State Special Schools, Youth Authority Facilities. Analysis includes 90% of FRPM-enrolled students in county.

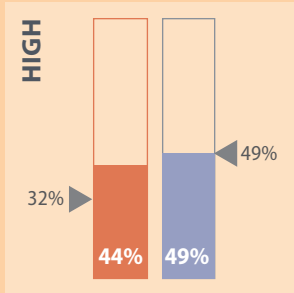


ANALYSIS

Percentage of FRPM-Enrolled Kids Eating SCHOOL BREAKFAST

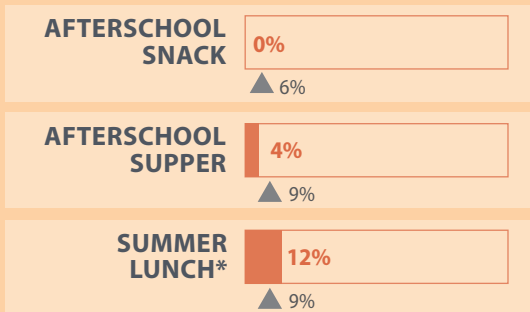
(compared to those eating school lunch)

■ BREAKFAST ■ LUNCH ◀▶ COUNTYWIDE COMPARISON



Percentage of FRPM-Enrolled Kids Eating AFTERSCHOOL & SUMMER MEALS

■ DISTRICT + COMMUNITY ORGS ▲ COUNTYWIDE COMPARISON



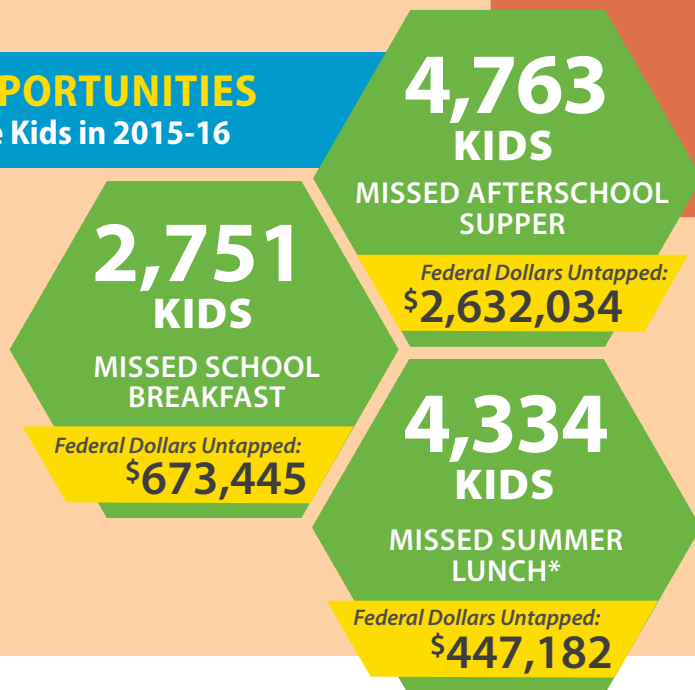
SCHOOL BREAKFAST

- ◆ **Escondido Union High School District (EUHSD)** has 4 high schools claiming *Free & Reduced Price Meals*. One of the schools is eligible for Provision 2 (P2) and could be providing *universal free meals*.
- ◆ EUHSD is serving *Breakfast After the Bell* at all of the high schools. Breakfast participation could be higher if the eligible schools implement P2 and provide free breakfast and lunch to all students.

AFTERSCHOOL & SUMMER MEALS

- ◆ EUHSD is already a CACFP sponsor and providing supper for afterschool programs. Other afterschool sports and clubs could also potentially offer CACFP supper.
- ◆ **Boys & Girls Club of Greater San Diego** is a CACFP sponsor for afterschool snacks at the Baker and Mitchell branches. There is an opportunity to move to the more substantial supper meal in addition to (or in place of) a snack, which may entail finding a new food vendor to provide fresh, individually wrapped meals.
- ◆ EUHSD provides summer meals open to the community at 10 sites including high schools, parks and community-based organizations.

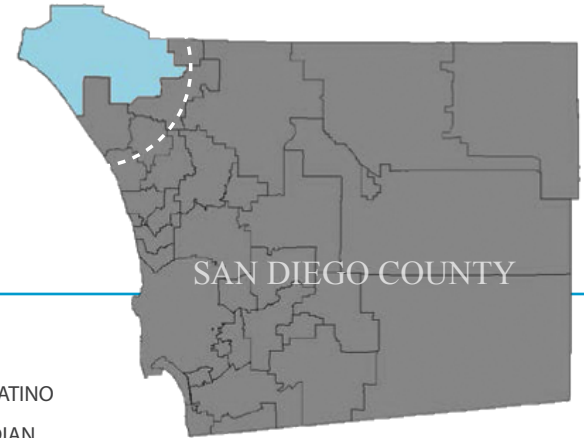
MISSED OPPORTUNITIES to Feed Eligible Kids in 2015-16



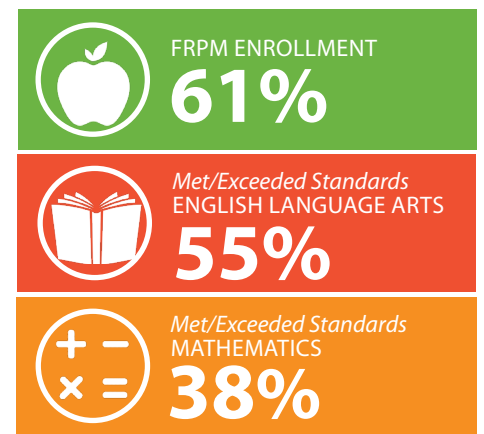
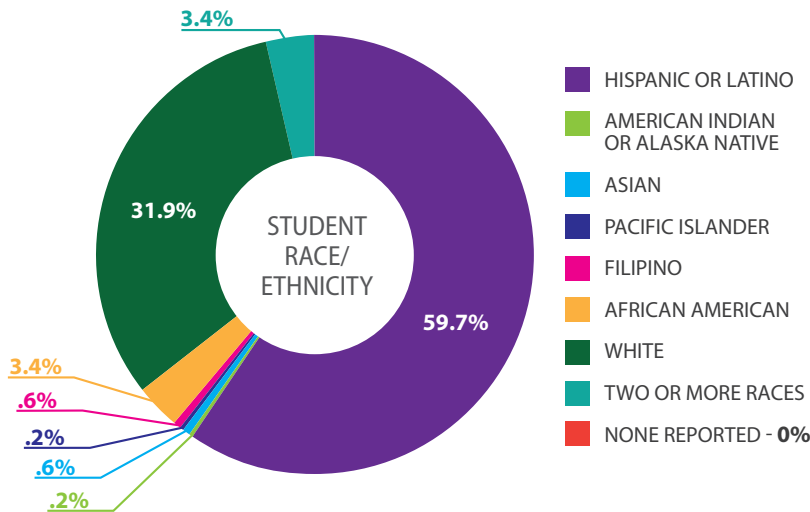
* Includes summer supper.

FALLBROOK UNION ELEMENTARY SCHOOL

Fallbrook Union Elementary School District is a rural district located 40 miles north of San Diego. The K-8 district serves the communities of Fallbrook, De Luz, Rainbow, some unincorporated areas of North County, and the U.S. Marine Corps Base at Camp Pendleton.



STUDENT DEMOGRAPHICS



DISTRICT SNAPSHOT

SCHOOLS IN DISTRICT CLAIMING FREE & REDUCED PRICE MEALS (FRPM)*		ELEM	MIDDLE	HIGH	CHARTER	TOTAL
CDE 2015-2016 SY	Number of Schools Claiming FRPM Reimbursement*	6	1			7
	Number of Students in these Schools	3,642	807			4,449
	Number of Students Enrolled in FRPM	2,155	559			2,714
	Percentage of Students Enrolled in FRPM	59%	69%			61%
CDE 2016-2017 SY	UNIVERSAL FREE MEALS?					
	<input type="checkbox"/> Schools with Community Eligibility Provision (CEP)	0	0			0
	<input type="checkbox"/> Schools with Provision 2	0	0			0
	<input checked="" type="checkbox"/> Schools Eligible but not Participating in CEP or Provision 2	2	0			2
	Number of Schools with Pantry or Food Distribution	1	0			1
Number of Schools with Backpack Program	1	0			1	

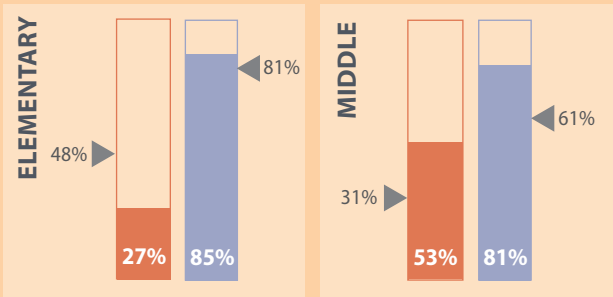
* The following school types are excluded from this analysis: Alternative Schools of Choice, Continuation High Schools, County Community, District Community Day Schools, Juvenile Court Schools, Opportunity Schools, Preschool, Special Education Schools (Public), State Special Schools, Youth Authority Facilities. Analysis includes 90% of FRPM-enrolled students in county.

DISTRICT

Percentage of FRPM-Enrolled Kids Eating SCHOOL BREAKFAST

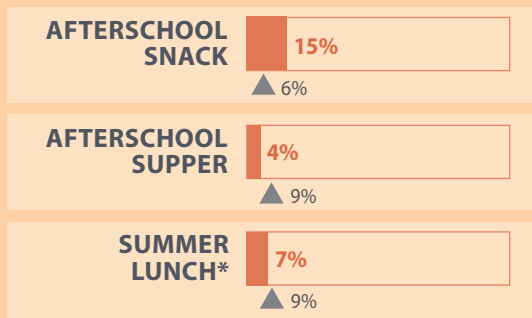
(compared to those eating school lunch)

■ BREAKFAST ■ LUNCH ◀▶ COUNTYWIDE COMPARISON

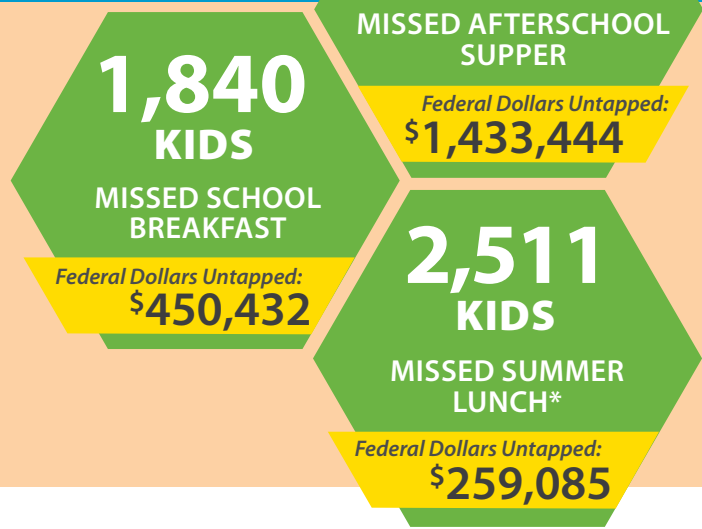


Percentage of FRPM-Enrolled Kids Eating AFTERSCHOOL & SUMMER MEALS

■ DISTRICT + COMMUNITY ORGS ▲ COUNTYWIDE COMPARISON



MISSED OPPORTUNITIES to Feed Eligible Kids in 2015-16



ANALYSIS



FALLBROOK UNION ELEMENTARY SCHOOL DISTRICT

SCHOOL BREAKFAST

- ◆ **Fallbrook Union Elementary School District (FUESD)** has 2 elementary schools that are eligible for Provision 2 (P2) and could be serving *universal free meals*.
- ◆ Lunch participation is above county average at the elementary and middle schools, but breakfast participation could be improved, especially at the elementary level.
- ◆ Given the rural nature of this district and its high lunch participation, *Breakfast After the Bell* is highly recommended to ensure children with long bus rides have ample time to receive and eat school breakfast.
- ◆ *Breakfast in the Classroom* is recommended for the schools eligible for P2. The *Grab & Go* breakfast model (served before or after the bell) would increase participation at the other schools.

AFTERSCHOOL & SUMMER MEALS

- ◆ FUESD provides afterschool snacks through the *National School Lunch Program*. If the district became a CACFP sponsor, they could provide the more substantial supper meal during afterschool programs and before long bus rides home.
- ◆ **Boys & Girls Clubs of North County** is a CACFP sponsor and provides afterschool supper at the Ingold Clubhouse (their main site).
- ◆ FUESD has started serving summer meals in the past few years and has been working on innovative outreach models to increase participation, such as partnering with local affordable housing developments and the library to raise awareness about the program among residents.
- ◆ Additional school-based food distributions are recommended.

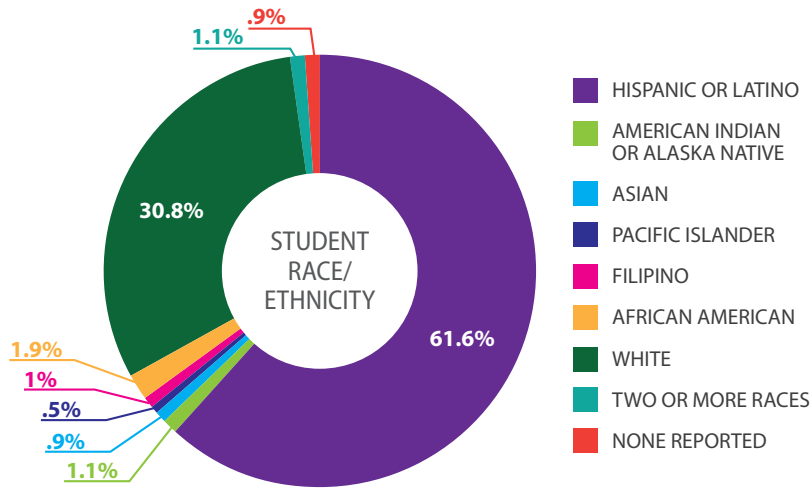
* Includes summer supper.

FALLBROOK UNION HIGH SCHOOL DISTRICT

Fallbrook Union High School District (FUHSD) is a rural district located 40 miles north of San Diego, encompassing 260 square miles. The district serves the communities of Fallbrook, Bonsall, Rainbow, Pauma Valley, Pala, the U.S. Marine Corps Base at Camp Pendleton and Fallbrook Naval Weapons Station. Of note, FUHSD also prepares school breakfast, lunch and snacks for Vallecitos Elementary School. Please see the Vallecitos School District profile for information on those meals.



STUDENT DEMOGRAPHICS



FRPM ENROLLMENT
57%

Met/Exceeded Standards ENGLISH LANGUAGE ARTS
60%

Met/Exceeded Standards MATHEMATICS
31%

DISTRICT SNAPSHOT

SCHOOLS IN DISTRICT CLAIMING FREE & REDUCED PRICE MEALS (FRPM)*		ELEM	MIDDLE	HIGH	CHARTER	TOTAL
CDE 2015-2016 SY	Number of Schools Claiming FRPM Reimbursement*			1		1
	Number of Students in these Schools			2,071		2,071
	Number of Students Enrolled in FRPM			1,184		1,184
	Percentage of Students Enrolled in FRPM			57%		57%
CDE 2016-2017 SY	UNIVERSAL FREE MEALS?					
	<input type="checkbox"/> Schools with Community Eligibility Provision (CEP)			0		0
	<input type="checkbox"/> Schools with Provision 2			0		0
	<input type="checkbox"/> Schools Eligible but not Participating in CEP or Provision 2			0		0
	Number of Schools with Pantry or Food Distribution			0		0
Number of Schools with Backpack Program			0		0	

* The following school types are excluded from this analysis: Alternative Schools of Choice, Continuation High Schools, County Community, District Community Day Schools, Juvenile Court Schools, Opportunity Schools, Preschool, Special Education Schools (Public), State Special Schools, Youth Authority Facilities. Analysis includes 90% of FRPM-enrolled students in county.

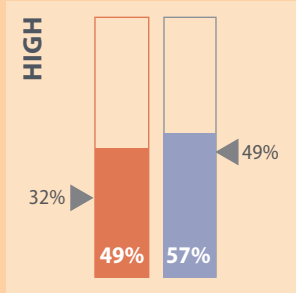
ANALYSIS



Percentage of FRPM-Enrolled Kids Eating SCHOOL BREAKFAST

(compared to those eating school lunch)

■ BREAKFAST ■ LUNCH ◀▶ COUNTYWIDE COMPARISON

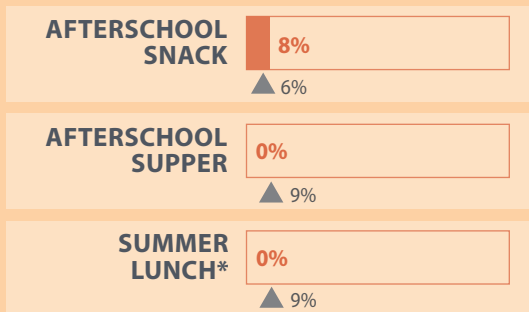


SCHOOL BREAKFAST

◆ Fallbrook Union High School District (FUHSD) has one school (Fallbrook High School) that claims reimbursement for *Free & Reduced Price Meals*, and it is not eligible for Provision 2 or CEP. However, the school could increase breakfast participation by moving from the traditional breakfast model served in the cafeteria before school starts (and potentially before all buses arrive) to the *Grab & Go* service model before or after the bell or during a second chance nutrition break later in the morning.

Percentage of FRPM-Enrolled Kids Eating AFTERSCHOOL & SUMMER MEALS

■ DISTRICT + COMMUNITY ORGS ▲ COUNTYWIDE COMPARISON

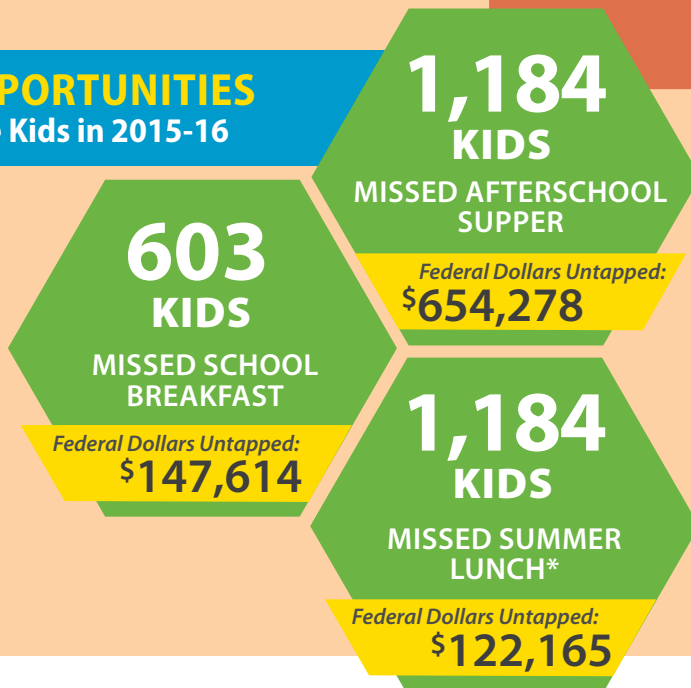


AFTERSCHOOL & SUMMER MEALS

◆ FUHSD provides afterschool snacks through the *National School Lunch Program*. If the district became a CACFP sponsor, they could provide the more substantial supper meal during afterschool programs and before long bus rides home. The district could also explore providing supper for sports teams, clubs and other afterschool programs.

◆ Summer meals in the district are provided by **Fallbrook Union Elementary School District**.

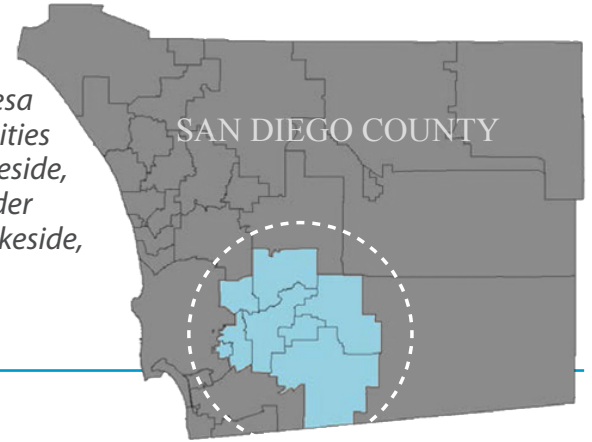
MISSED OPPORTUNITIES to Feed Eligible Kids in 2015-16



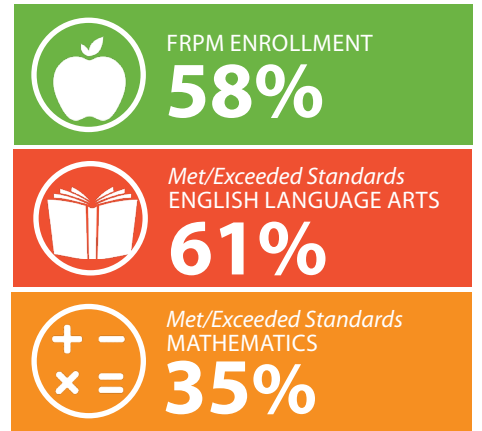
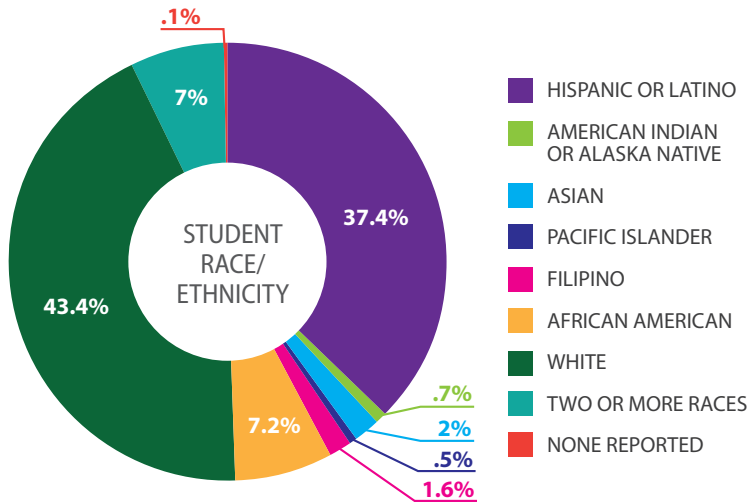
* Includes summer supper.

GROSSMONT UNION HIGH SCHOOL DISTRICT

Grossmont Union High School District is located in East County San Diego, and serves high school students in the cities of El Cajon, Lemon Grove, and Santee; most of La Mesa and parts of San Diego; and the unincorporated communities of Alpine, Casa de Oro, Crest, Dehesa, Dulzura, Jamul, Lakeside, Mount Helix, Rancho San Diego, and Spring Valley. Its feeder districts are Cajon Valley Union, La Mesa-Spring Valley, Lakeside, Lemon Grove and Santee.



STUDENT DEMOGRAPHICS



DISTRICT SNAPSHOT

SCHOOLS IN DISTRICT CLAIMING FREE & REDUCED PRICE MEALS (FRPM)*		ELEM	MIDDLE	HIGH	CHARTER	TOTAL
CDE 2015-2016 SY	Number of Schools Claiming FRPM Reimbursement*			9	2	11
	Number of Students in these Schools			16,674	4,640	21,314
	Number of Students Enrolled in FRPM			10,264	2,122	12,386
	Percentage of Students Enrolled in FRPM			62%	46%	58%
CDE 2016-2017 SY	UNIVERSAL FREE MEALS?					
	<input type="checkbox"/> Schools with Community Eligibility Provision (CEP)			0	0	0
	<input type="checkbox"/> Schools with Provision 2			0	0	0
	<input checked="" type="checkbox"/> Schools Eligible but not Participating in CEP or Provision 2			3	0	3
	Number of Schools with Pantry or Food Distribution			0	0	0
Number of Schools with Backpack Program			0	0	0	

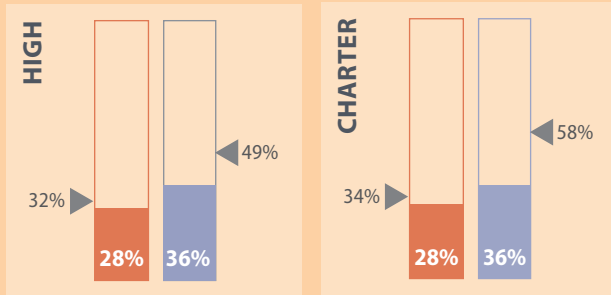
* The following school types are excluded from this analysis: Alternative Schools of Choice, Continuation High Schools, County Community, District Community Day Schools, Juvenile Court Schools, Opportunity Schools, Preschool, Special Education Schools (Public), State Special Schools, Youth Authority Facilities. Analysis includes 90% of FRPM-enrolled students in county.

ANALYSIS



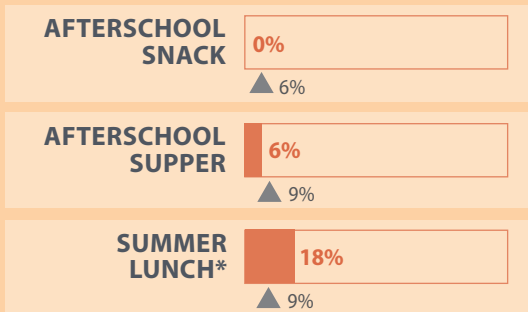
Percentage of FRPM-Enrolled Kids Eating SCHOOL BREAKFAST (compared to those eating school lunch)

■ BREAKFAST ■ LUNCH ◀▶ COUNTYWIDE COMPARISON



Percentage of FRPM-Enrolled Kids Eating AFTERSCHOOL & SUMMER MEALS

■ DISTRICT + COMMUNITY ORGS ▲ COUNTYWIDE COMPARISON



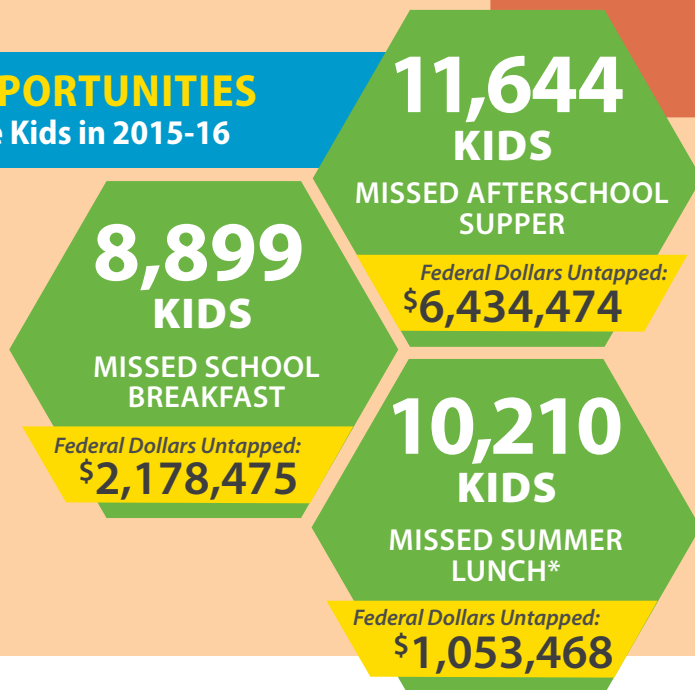
SCHOOL BREAKFAST

- ◆ Three of the high schools in **Grossmont Union High School District** are eligible for Provision 2, with 1 of the 3 also eligible for CEP. These schools could serve *universal free meals* to all students, which would increase low breakfast and lunch participation rates.
- ◆ *Grab & Go* breakfast served before or after the bell or during a second chance nutrition break later in the morning would further increase breakfast participation.

AFTERSCHOOL & SUMMER MEALS

- ◆ **Grossmont Union** is already a CACFP sponsor and is serving supper at 13 afterschool program sites, in addition to the elementary districts and community based organizations serving afterschool supper within the district boundary. The district could also explore providing supper for sports teams, clubs and other afterschool programs.
- ◆ **Grossmont Union** is a champion when it comes to summer meal service, providing summer meals at 22 different sites. An 18% summer lunch participation rate is impressive, especially since summer meals provided by elementary districts and community-based organizations within the Grossmont district boundary are not included in this rate.

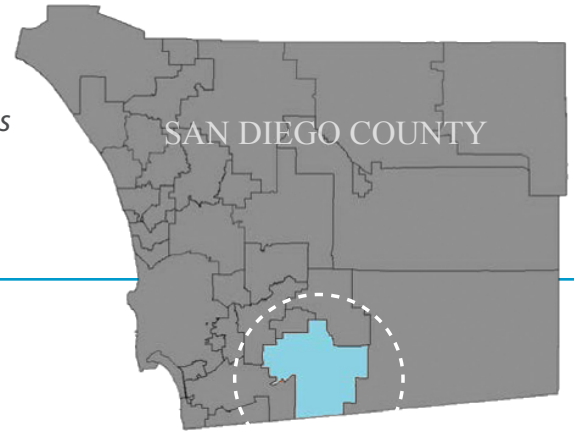
MISSED OPPORTUNITIES to Feed Eligible Kids in 2015-16



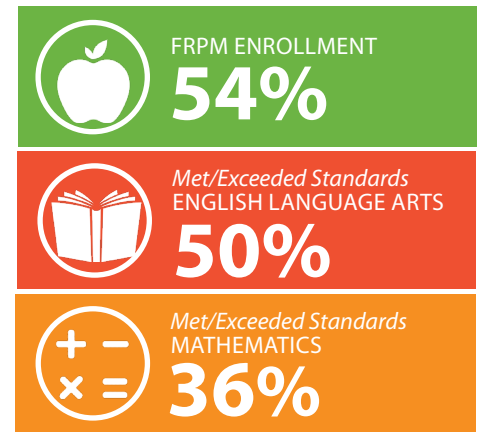
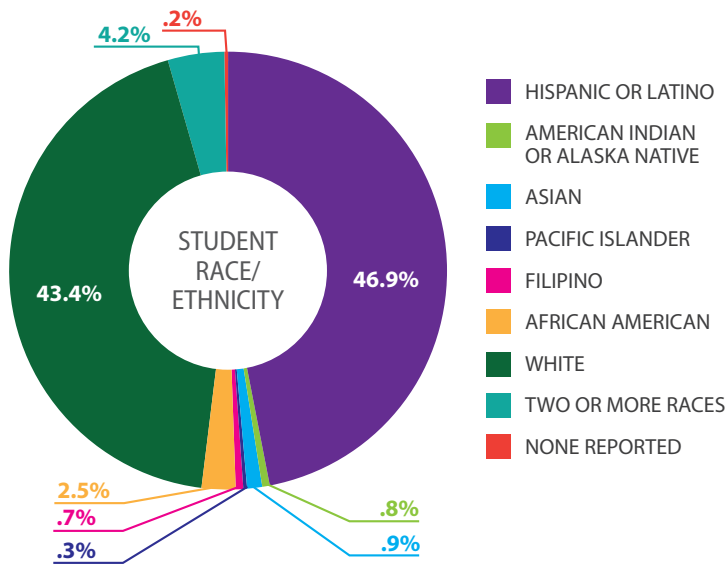
* Includes summer supper.

JAMUL-DULZURA UNION ELEMENTARY

Jamul-Dulzura Union Elementary School District is a K-8 district encompassing 163 square miles of semi-rural rolling hills in East County San Diego. High school students attend Grossmont Union High School District.



STUDENT DEMOGRAPHICS



DISTRICT SNAPSHOT

SCHOOLS IN DISTRICT CLAIMING FREE & REDUCED PRICE MEALS (FRPM)*		ELEM	MIDDLE	HIGH	CHARTER	TOTAL
CDE 2015-2016 SY	Number of Schools Claiming FRPM Reimbursement*	2	1			3
	Number of Students in this School	351	230			581
	Number of Students Enrolled in FRPM	209	107			316
	Percentage of Students Enrolled in FRPM	60%	47%			54%
CDE 2016-2017 SY	UNIVERSAL FREE MEALS?					
	<input type="checkbox"/> Schools with Community Eligibility Provision (CEP)	0	0			0
	<input type="checkbox"/> Schools with Provision 2	0	0			0
	<input type="checkbox"/> Schools Eligible but not Participating in CEP or Provision 2	0	0			0
	Number of Schools with Pantry or Food Distribution	0	0			0
Number of Schools with Backpack Program	0	0			0	

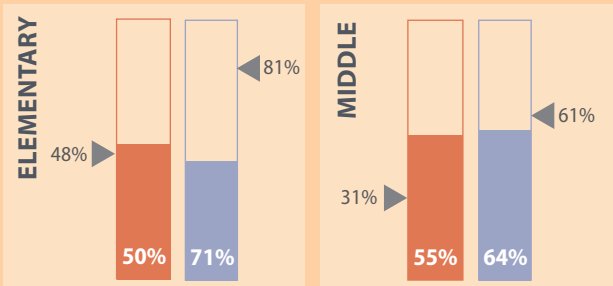
* The following school types are excluded from this analysis: Alternative Schools of Choice, Continuation High Schools, County Community, District Community Day Schools, Juvenile Court Schools, Opportunity Schools, Preschool, Special Education Schools (Public), State Special Schools, Youth Authority Facilities. Analysis includes 90% of FRPM-enrolled students in county.



Percentage of FRPM-Enrolled Kids Eating SCHOOL BREAKFAST

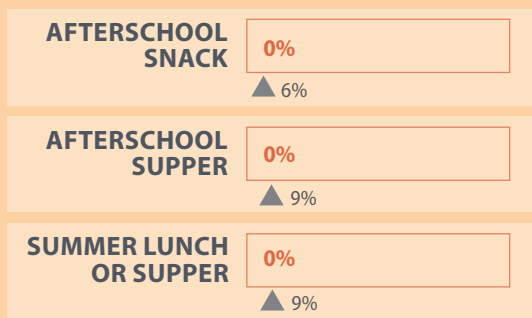
(compared to those eating school lunch)

■ BREAKFAST ■ LUNCH ◀▶ COUNTYWIDE COMPARISON



Percentage of FRPM-Enrolled Kids Eating AFTERSCHOOL & SUMMER MEALS

■ DISTRICT + COMMUNITY ORGS ▲ COUNTYWIDE COMPARISON



SCHOOL BREAKFAST

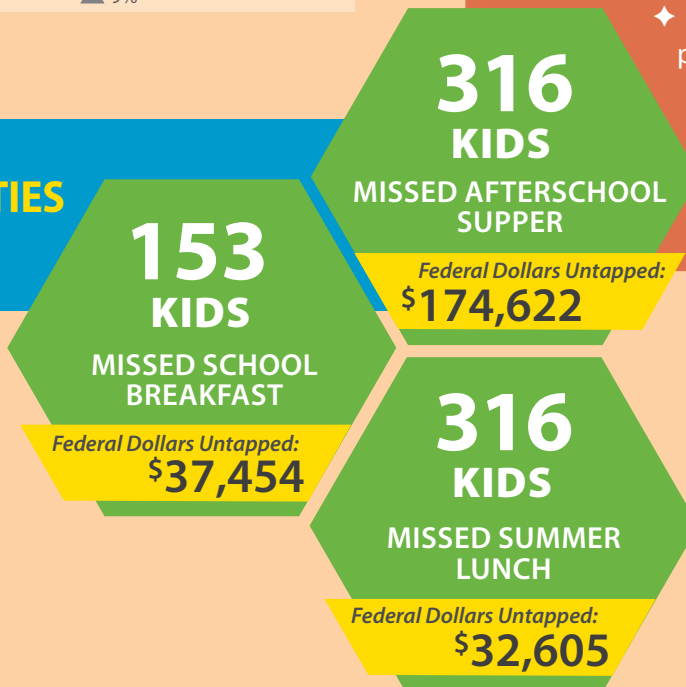
- None of the schools in the Jamul-Dulzura Union Elementary School District are eligible for universal free meals, therefore, *Breakfast in the Classroom* is not an option. However, all schools are offering *Grab & Go* breakfast, which students can choose to eat before school or during their first nutrition break or recess.

AFTERSCHOOL & SUMMER MEALS

- Grossmont Union High School District serves summer meals at Valhalla High, Steele Canyon High, and McGrath YMCA facility, which appear to be the closest sites to Jamul-Dulzura. Targeted outreach to Jamul-Dulzura families could increase their participation at these sites.
- There are **no other afterschool or summer meal programs within the district boundary**, however, two elementary schools (Jamul Primary and Jamul Intermediate) are eligible sites for both federal meal programs. Given the expanse of the district, providing meals during afterschool programs, and before long bus rides home, is highly recommended. Any additional summer meal programs should be started where large numbers of children and youth already congregate.

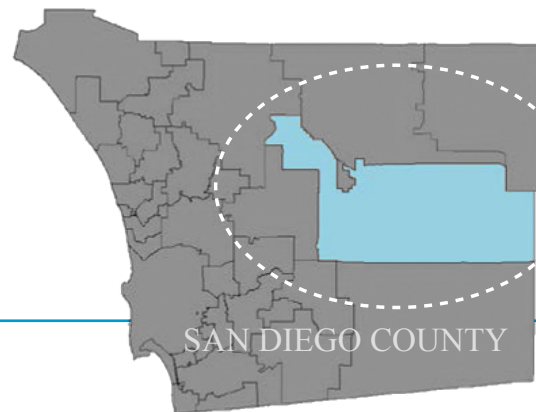
- Given the limited reach of child nutrition programs beyond school breakfast and lunch, the community would benefit from additional school-based charitable food distributions for families in need.

MISSED OPPORTUNITIES to Feed Eligible Kids in 2015-16

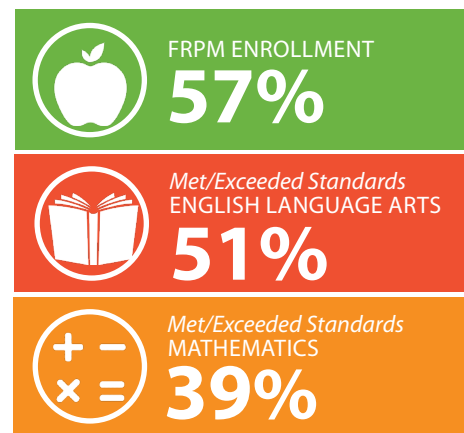
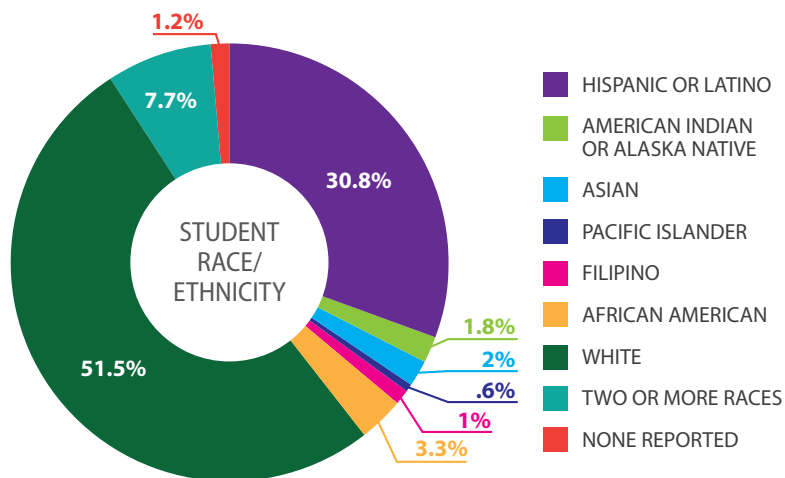


JULIAN UNION ELEMENTARY SCHOOL DISTRICT

Julian Union Elementary School District is located in the small, rural mountain community of Julian. The district has two schools -- Julian Elementary School and Julian Junior High School -- yet it physically spans 619 square miles so students must rely heavily on busing. High school students attend Julian Union High School District.



STUDENT DEMOGRAPHICS



DISTRICT SNAPSHOT

SCHOOLS IN DISTRICT CLAIMING FREE & REDUCED PRICE MEALS (FRPM)*		ELEM	MIDDLE	HIGH	CHARTER	TOTAL
CDE 2015-2016 SY	Number of Schools Claiming FRPM Reimbursement*	1	1			2
	Number of Students in these Schools	213	101			314
	Number of Students Enrolled in FRPM	135	45			180
	Percentage of Students Enrolled in FRPM	63%	45%			57%
CDE 2016-2017 SY	UNIVERSAL FREE MEALS?					
	<input type="checkbox"/> Schools with Community Eligibility Provision (CEP)	0	0			0
	<input type="checkbox"/> Schools with Provision 2	0	0			0
	<input type="checkbox"/> Schools Eligible but not Participating in CEP or Provision 2	0	0			0
	Number of Schools with Pantry or Food Distribution	0	0			0
Number of Schools with Backpack Program	1	0			1	

* The following school types are excluded from this analysis: Alternative Schools of Choice, Continuation High Schools, County Community, District Community Day Schools, Juvenile Court Schools, Opportunity Schools, Preschool, Special Education Schools (Public), State Special Schools, Youth Authority Facilities. Analysis includes 90% of FRPM-enrolled students in county.

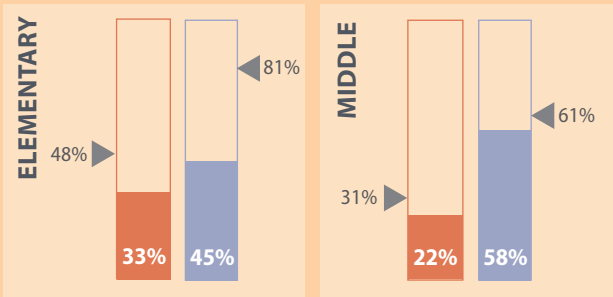


ANALYSIS

Percentage of FRPM-Enrolled Kids Eating SCHOOL BREAKFAST

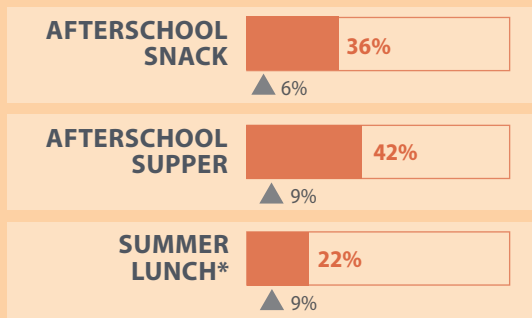
(compared to those eating school lunch)

■ BREAKFAST ■ LUNCH ◀▶ COUNTYWIDE COMPARISON



Percentage of FRPM-Enrolled Kids Eating AFTERSCHOOL & SUMMER MEALS

■ DISTRICT + COMMUNITY ORGS ▲ COUNTYWIDE COMPARISON



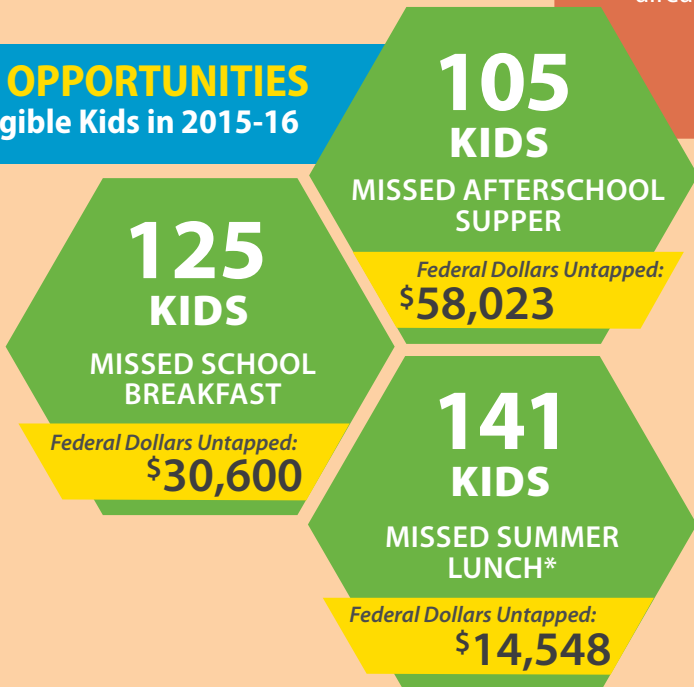
SCHOOL BREAKFAST

- ◆ The schools in **Julian Union Elementary School District** (JUESD) are not eligible to serve *universal free meals* through Provision 2 or CEP. However, JUESD could increase low breakfast participation by moving from the traditional breakfast model served in the cafeteria before school starts (and potentially before all buses arrive), to the **Grab & Go** service model before or after the bell or during a second chance nutrition break later in the morning.

AFTERSCHOOL & SUMMER MEALS

- ◆ JUESD is already a CACFP sponsor and providing snack and supper at Julian Elementary. Recommendation is to also provide supper at Julian Junior High during any afterschool programs, such as sports teams and clubs, and before long bus rides home.
- ◆ **Feeding San Diego** helps provide youth meals in this rural area when school is not in session as the sponsor for summer meals at Julian Branch Library and Mesa Grande Indian Housing Authority.
- ◆ Given the expanse of this rural district, any new summer meals sites should be located where a significant population of children and youth already congregate during the summer.

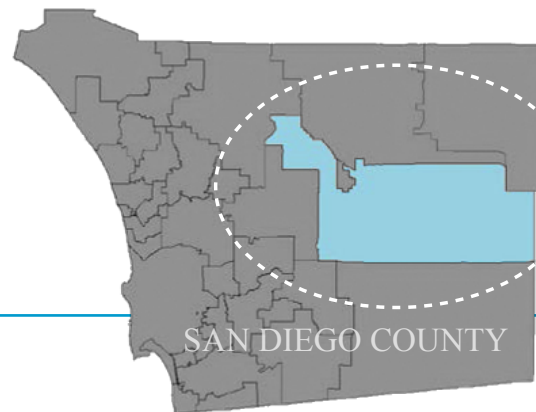
MISSED OPPORTUNITIES to Feed Eligible Kids in 2015-16



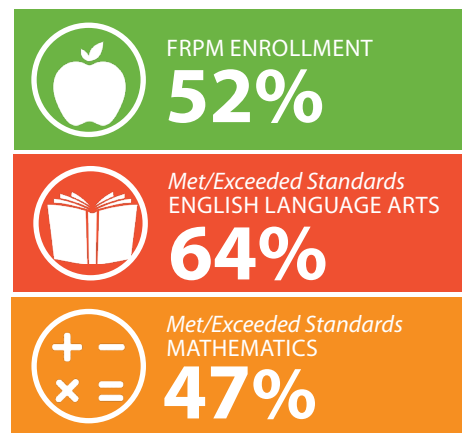
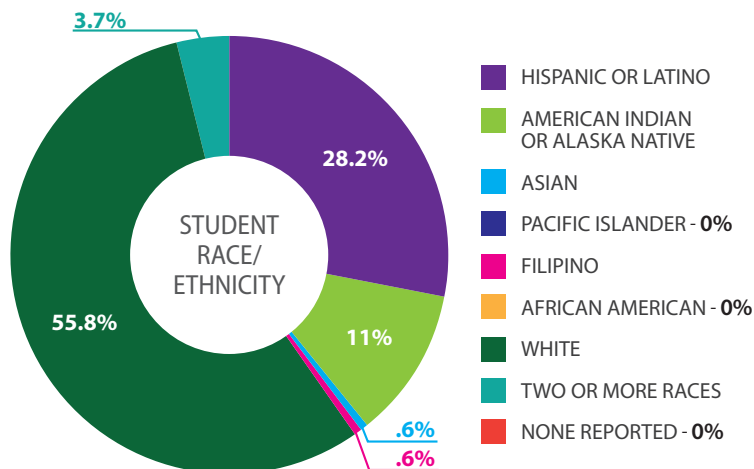
* Includes summer supper.

JULIAN UNION HIGH SCHOOL DISTRICT

Julian Union High School District is located in the small, rural mountain community of Julian. The district consists of just one school (Julian High School), yet it encompasses 619 square miles so students must rely heavily on busing.



STUDENT DEMOGRAPHICS



DISTRICT SNAPSHOT

SCHOOLS IN DISTRICT CLAIMING FREE & REDUCED PRICE MEALS (FRPM)*		ELEM	MIDDLE	HIGH	CHARTER	TOTAL
CDE 2015-2016 SY	Number of Schools Claiming FRPM Reimbursement*			1		1
	Number of Students in these Schools			157		157
	Number of Students Enrolled in FRPM			81		81
	Percentage of Students Enrolled in FRPM			52%		52%
CDE 2016-2017 SY	UNIVERSAL FREE MEALS?					
	<input type="checkbox"/> Schools with Community Eligibility Provision (CEP)			0		0
	<input type="checkbox"/> Schools with Provision 2			0		0
	<input type="checkbox"/> Schools Eligible but not Participating in CEP or Provision 2			0		0
	Number of Schools with Pantry or Food Distribution			0		0
Number of Schools with Backpack Program			0		0	

* The following school types are excluded from this analysis: Alternative Schools of Choice, Continuation High Schools, County Community, District Community Day Schools, Juvenile Court Schools, Opportunity Schools, Preschool, Special Education Schools (Public), State Special Schools, Youth Authority Facilities. Analysis includes 90% of FRPM-enrolled students in county.

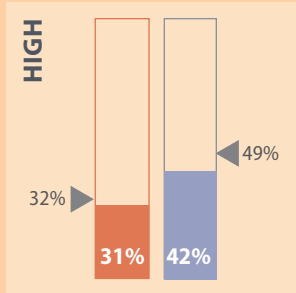
ANALYSIS



Percentage of FRPM-Enrolled Kids Eating SCHOOL BREAKFAST

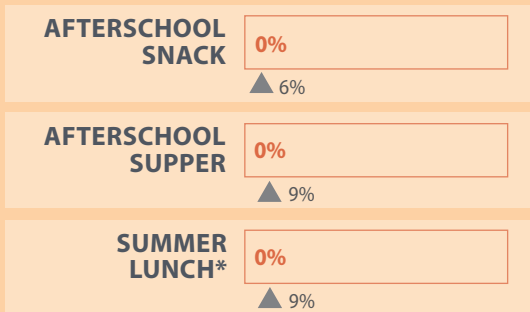
(compared to those eating school lunch)

■ BREAKFAST ■ LUNCH ◀▶ COUNTYWIDE COMPARISON



Percentage of FRPM-Enrolled Kids Eating AFTERSCHOOL & SUMMER MEALS

■ DISTRICT + COMMUNITY ORGS ▲ COUNTYWIDE COMPARISON



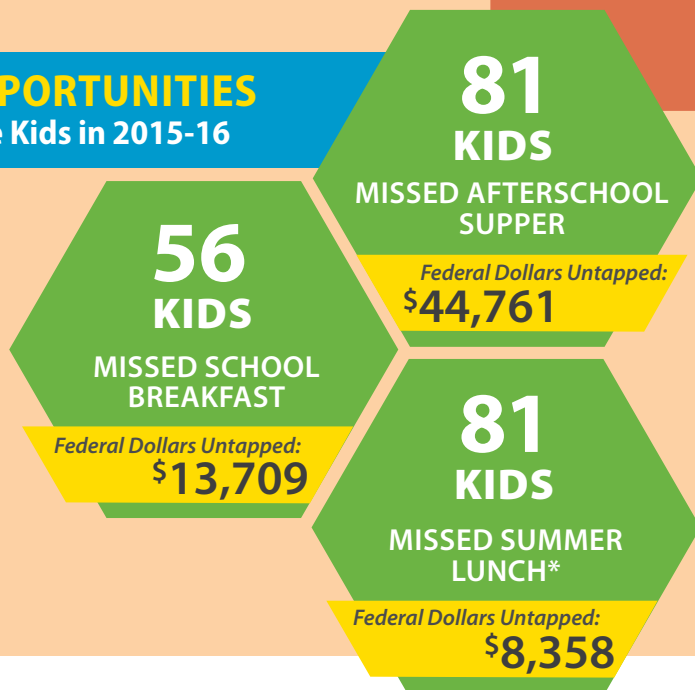
SCHOOL BREAKFAST

- Julian Union High School District is not eligible for *universal free meals* but could increase breakfast participation by moving from traditional breakfast service before school starts (and potentially before all buses arrive) to *Grab & Go* before or after the bell or during a second chance nutrition break later in the morning.

AFTERSCHOOL & SUMMER MEALS

- Julian High School does not provide afterschool snacks through the *National School Lunch Program* or CACFP. If the district becomes a CACFP sponsor, they could provide the supper meal for sports teams, clubs, and other afterschool programs.
- Alternately, given the close proximity of schools in Julian, the elementary district could potentially provide afterschool supper for the high school, since Julian Union Elementary School District is already a CACFP sponsor and preparing supper meals.
- For information about summer meals in the district, please see **Julian Union Elementary School District** profile.

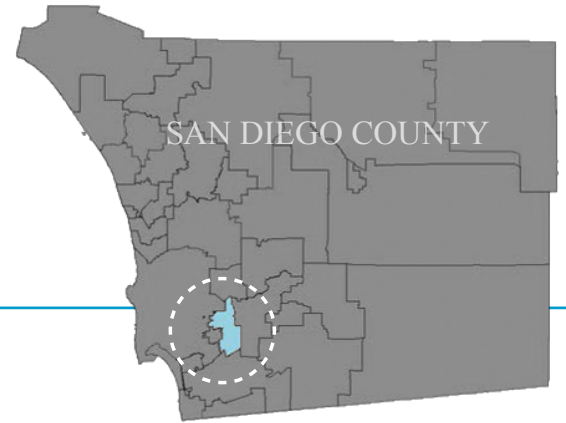
MISSED OPPORTUNITIES to Feed Eligible Kids in 2015-16



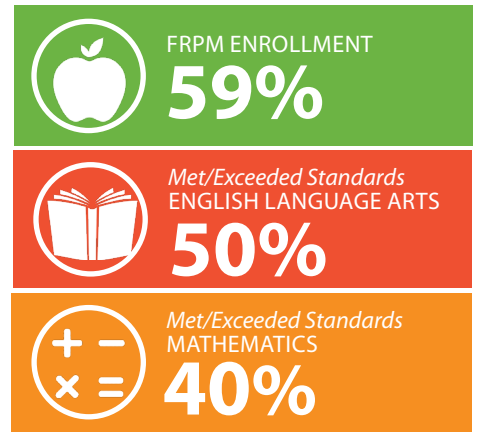
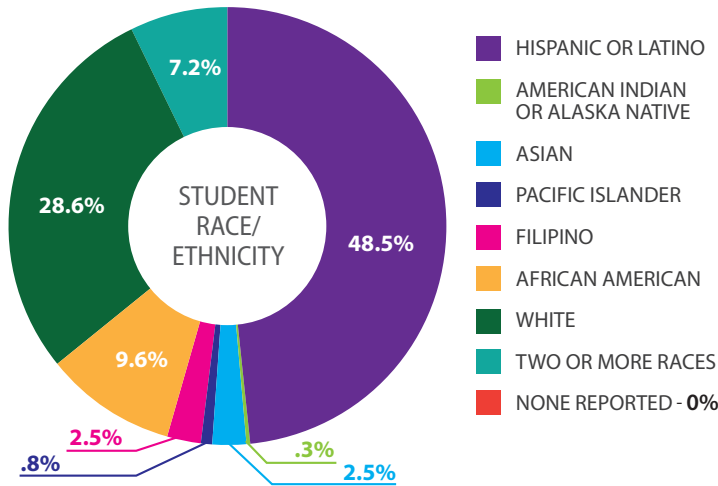
* Includes summer supper.

LA MESA-SPRING VALLEY SCHOOL DISTRICT

La Mesa-Spring Valley School District is a K-8 district serving the City of La Mesa, a portion of the City of El Cajon, and the unincorporated communities of Casa de Oro, Mount Helix and Spring Valley. High school students attend Grossmont Union High School District.



STUDENT DEMOGRAPHICS



DISTRICT SNAPSHOT

SCHOOLS IN DISTRICT CLAIMING FREE & REDUCED PRICE MEALS (FRPM)*		ELEM	MIDDLE	HIGH	CHARTER	TOTAL
CDE 2015-2016 SY	Number of Schools Claiming FRPM Reimbursement*	18	2			20
	Number of Students in these Schools	10,224	1,152			11,376
	Number of Students Enrolled in FRPM	6,080	621			6,701
	Percentage of Students Enrolled in FRPM	59%	54%			59%
CDE 2016-2017 SY	UNIVERSAL FREE MEALS?					
	Schools with Community Eligibility Provision (CEP)	0	0			0
	Schools with Provision 2	0	0			0
	Schools Eligible but not Participating in CEP or Provision 2	8	1			9
	Number of Schools with Pantry or Food Distribution	1	0			1
Number of Schools with Backpack Program	0	0			0	

* The following school types are excluded from this analysis: Alternative Schools of Choice, Continuation High Schools, County Community, District Community Day Schools, Juvenile Court Schools, Opportunity Schools, Preschool, Special Education Schools (Public), State Special Schools, Youth Authority Facilities. Analysis includes 90% of FRPM-enrolled students in county.

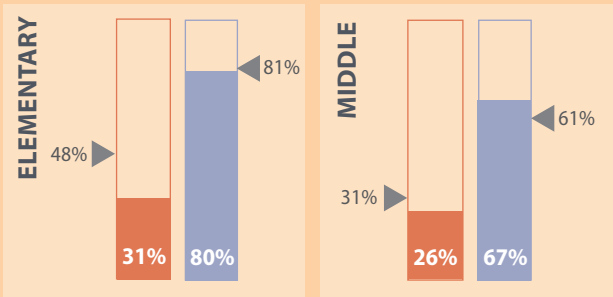


ANALYSIS

Percentage of FRPM-Enrolled Kids Eating SCHOOL BREAKFAST

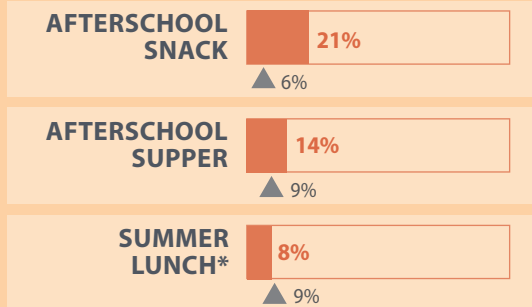
(compared to those eating school lunch)

■ BREAKFAST ■ LUNCH ◀▶ COUNTYWIDE COMPARISON

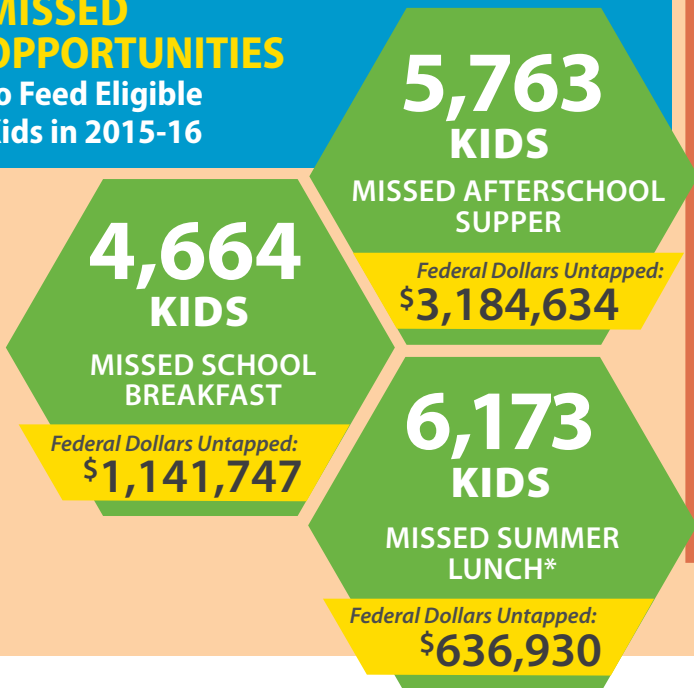


Percentage of FRPM-Enrolled Kids Eating AFTERSCHOOL & SUMMER MEALS

■ DISTRICT + COMMUNITY ORGS ▲ COUNTYWIDE COMPARISON



MISSED OPPORTUNITIES to Feed Eligible Kids in 2015-16



SCHOOL BREAKFAST

- ◆ The La Mesa-Spring Valley School District is not participating in Provision 2 (P2) or CEP, but 8 elementary schools and Spring Valley Academy are eligible for P2 and could be serving *universal free meals*. Bancroft Elementary is also eligible for CEP.
- ◆ The district has low breakfast participation, especially when compared to lunch. *Universal free meals* through Provision 2 (or CEP) and *Breakfast in the Classroom* is recommended for all eligible elementary schools. For Spring Valley Academy, *universal free meals* and the *Grab & Go* breakfast model is recommended. *Grab & Go* can also be implemented at the schools not eligible for P2 or CEP, and can be served before or after the bell or during a nutrition break later in the morning.

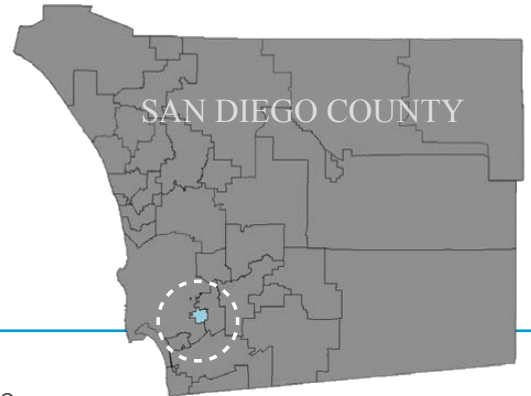
AFTERSCHOOL & SUMMER MEALS

- ◆ La Mesa-Spring Valley School District is already a CACFP sponsor and provides afterschool meals at 18 sites, including Spring Valley Library, with most sites serving the supper meal.
- ◆ La Mesa-Spring Valley School District provides summer meals at 16 sites that are open to the community, including 14 elementary and middle schools, Spring Valley Community Center and Spring Valley Library.
- ◆ Heaven's Windows provides CACFP afterschool meals (more than 2/3 of which are snacks) and summer meals at Casa De Oro Library and 7 other community sites in the district. Heaven's Windows could provide afterschool supper in place of (or in addition to) a snack for all afterschool programs if an appropriate meal vendor can be found to provide fresh, individually-wrapped meals.
- ◆ Grossmont Union High School District also provides summer meals open to the community at 5 sites within the La Mesa-Spring Valley district boundary, including the Davis Family YMCA in El Cajon. Targeted outreach to La Mesa-Spring Valley families could increase their participation at sites in their neighborhoods.

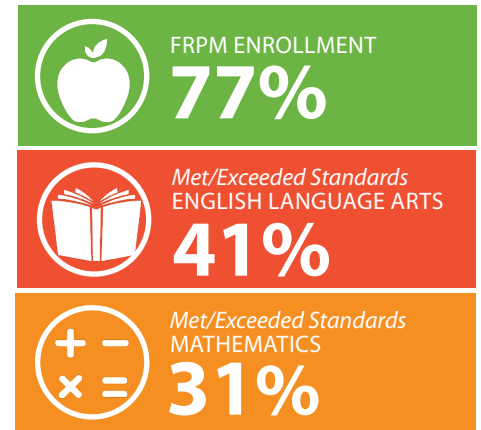
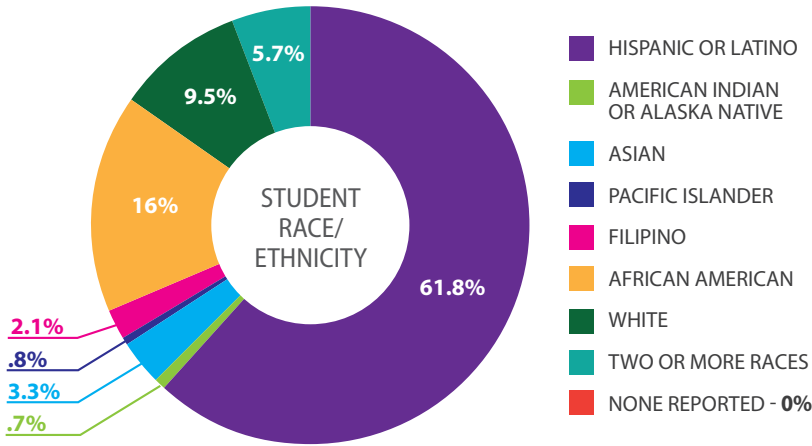
* Includes summer supper.

LEMON GROVE SCHOOL DISTRICT

Lemon Grove School District is the K-8 district for the City of Lemon Grove. High school students attend Grossmont Union High School District. Please note that two of the schools claiming FRPM reimbursement serve K-8. Separate meal count data is not available for grades 7-8, so all numbers are included in the elementary school category.



STUDENT DEMOGRAPHICS



DISTRICT SNAPSHOT

SCHOOLS IN DISTRICT CLAIMING FREE & REDUCED PRICE MEALS (FRPM)*		ELEM	MIDDLE	HIGH	CHARTER	TOTAL
CDE 2015-2016 SY	Number of Schools Claiming FRPM Reimbursement*	6				6
	Number of Students in these Schools	3,826				3,826
	Number of Students Enrolled in FRPM	2,960				2,960
	Percentage of Students Enrolled in FRPM	77%				77%
CDE 2016-2017 SY	UNIVERSAL FREE MEALS?					
	<input type="checkbox"/> Schools with Community Eligibility Provision (CEP)	0				0
	<input checked="" type="checkbox"/> Schools with Provision 2	6				6
	<input type="checkbox"/> Schools Eligible but not Participating in CEP or Provision 2	0				0
	Number of Schools with Pantry or Food Distribution	1				1
	Number of Schools with Backpack Program	2				2

* The following school types are excluded from this analysis: Alternative Schools of Choice, Continuation High Schools, County Community, District Community Day Schools, Juvenile Court Schools, Opportunity Schools, Preschool, Special Education Schools (Public), State Special Schools, Youth Authority Facilities. Analysis includes 90% of FRPM-enrolled students in county.

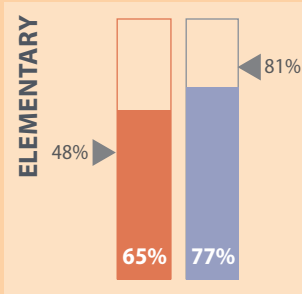


ANALYSIS

Percentage of FRPM-Enrolled Kids Eating SCHOOL BREAKFAST

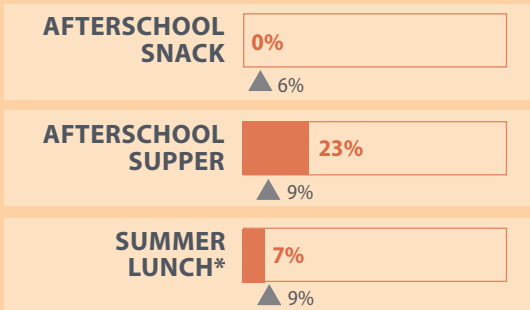
(compared to those eating school lunch)

■ BREAKFAST ■ LUNCH ◀▶ COUNTYWIDE COMPARISON



Percentage of FRPM-Enrolled Kids Eating AFTERSCHOOL & SUMMER MEALS

■ DISTRICT + COMMUNITY ORGS ▲ COUNTYWIDE COMPARISON



SCHOOL BREAKFAST

- ◆ All 6 elementary schools in the **Lemon Grove School District** (LGSD) are Provision 2 for breakfast, and 5 currently provide *Breakfast in the Classroom* (BIC) resulting in higher than average breakfast participation.
- ◆ Advocacy may be needed to preserve *Breakfast in the Classroom* (BIC) in the district. If discontinued, breakfast participation is expected to drop, as it was closer to 30% before BIC was implemented.

AFTERSCHOOL & SUMMER MEALS

- ◆ LGSD already provides the CACFP supper meal, instead of snacks, during afterschool programs at all elementary schools.
- ◆ **Heaven's Windows** provides afterschool snacks and summer lunch at Vista La Mesa Christian Church and Lemon Grove Library. Already a CACFP sponsor, Heaven's Windows could offer the supper meal instead of (or in addition to) snacks at these sites if an appropriate meal vendor can be found to provide individually-wrapped fresh meals.
- ◆ Summer meal participation overall appears very low, but elementary students may be getting summer meals at sites sponsored by **Grossmont Union High School District**. Targeted outreach to Lemon Grove families to ensure they know about these sites may increase participation.

MISSED OPPORTUNITIES to Feed Eligible Kids in 2015-16

1,026 KIDS

MISSED SCHOOL BREAKFAST

Federal Dollars Untapped: **\$251,165**

2,285 KIDS

MISSED AFTERSCHOOL SUPPER

Federal Dollars Untapped: **\$1,262,691**

2,760 KIDS

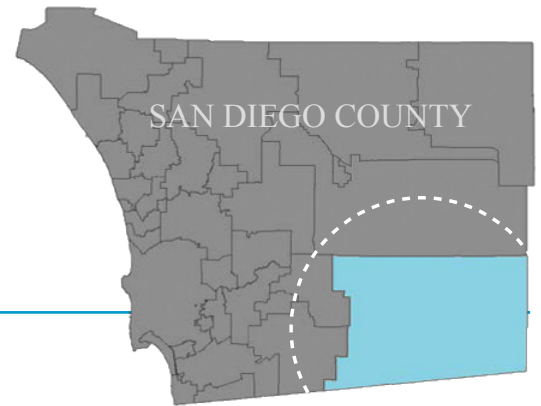
MISSED SUMMER LUNCH*

Federal Dollars Untapped: **\$284,777**

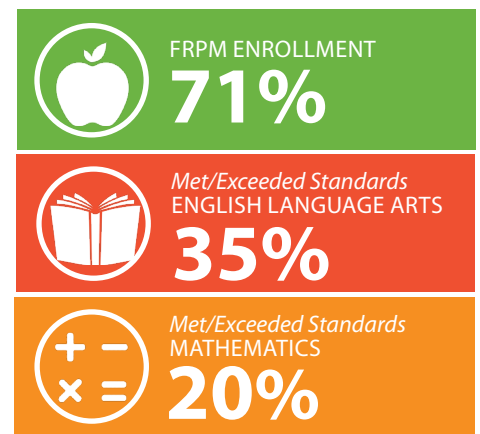
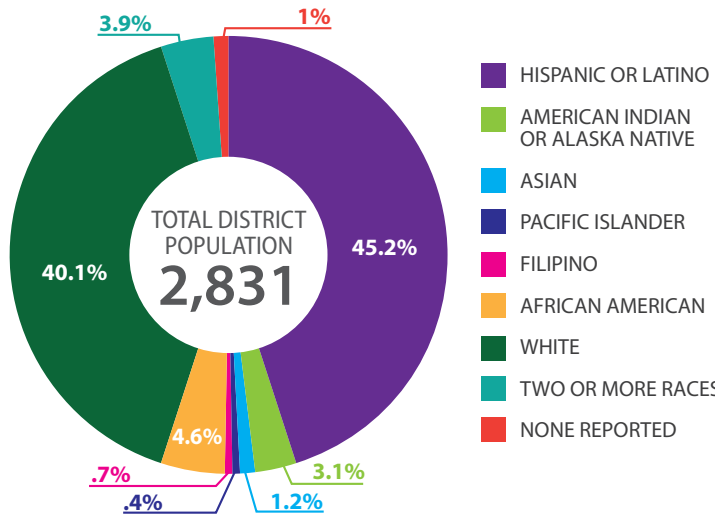
* Includes summer supper.

MOUNTAIN EMPIRE UNIFIED SCHOOL DISTRICT

Mountain Empire Unified School District is geographically the largest school district in California, occupying over 600 square miles in rural East County San Diego. The K-12 district's rural setting and sparsely populated area requires extensive busing of students.



STUDENT DEMOGRAPHICS



DISTRICT SNAPSHOT

SCHOOLS IN DISTRICT CLAIMING FREE & REDUCED PRICE MEALS (FRPM)*		ELEM	MIDDLE	HIGH	CHARTER	TOTAL
CDE 2015-2016 SY	Number of Schools Claiming FRPM Reimbursement*	4	2	1		7
	Number of Students in these Schools	1,021	113	384		1,518
	Number of Students Enrolled in FRPM	782	59	243		1,084
	Percentage of Students Enrolled in FRPM	77%	52%	63%		71%
CDE 2016-2017 SY	UNIVERSAL FREE MEALS?					
	<input type="checkbox"/> Schools with Community Eligibility Provision (CEP)	0	0	0		0
	<input checked="" type="checkbox"/> Schools with Provision 2	1	0	0		1
	<input type="checkbox"/> Schools Eligible but not Participating in CEP or Provision 2	0	0	0		0
	Number of Schools with Pantry or Food Distribution	0	0	0		0
Number of Schools with Backpack Program	1	0	0		1	

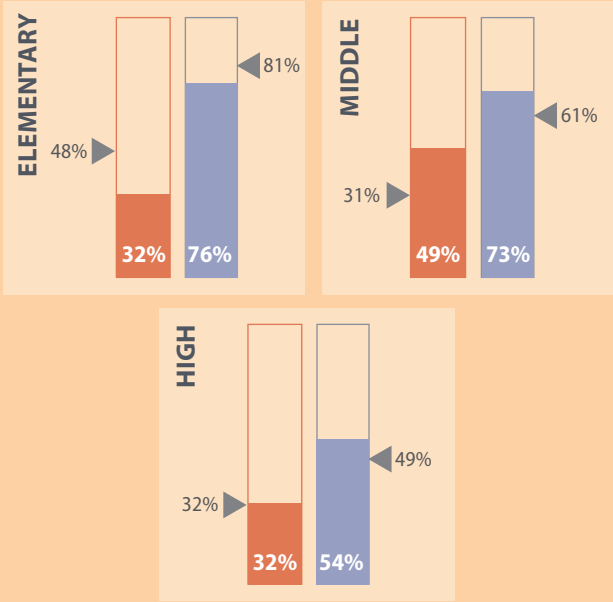
* The following school types are excluded from this analysis: Alternative Schools of Choice, Continuation High Schools, County Community, District Community Day Schools, Juvenile Court Schools, Opportunity Schools, Preschool, Special Education Schools (Public), State Special Schools, Youth Authority Facilities. Analysis includes 90% of FRPM-enrolled students in county.



ANALYSIS

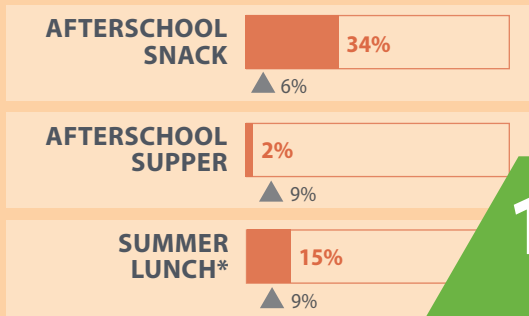
Percentage of FRPM-Enrolled Kids Eating SCHOOL BREAKFAST (compared to those eating school lunch)

■ BREAKFAST ■ LUNCH ◀▶ COUNTYWIDE COMPARISON



Percentage of FRPM-Enrolled Kids Eating AFTERSCHOOL & SUMMER MEALS

■ DISTRICT + COMMUNITY ORGS ▲ COUNTYWIDE COMPARISON



* Includes summer supper.

725 KIDS

MISSED SCHOOL BREAKFAST

Federal Dollars Untapped: **\$177,480**

1,066 KIDS

MISSED AFTERSCHOOL SUPPER

Federal Dollars Untapped: **\$589,072**

921 KIDS

MISSED SUMMER LUNCH*

Federal Dollars Untapped: **\$95,029**

MISSED OPPORTUNITIES
to Feed Eligible Kids in 2015-16

SCHOOL BREAKFAST

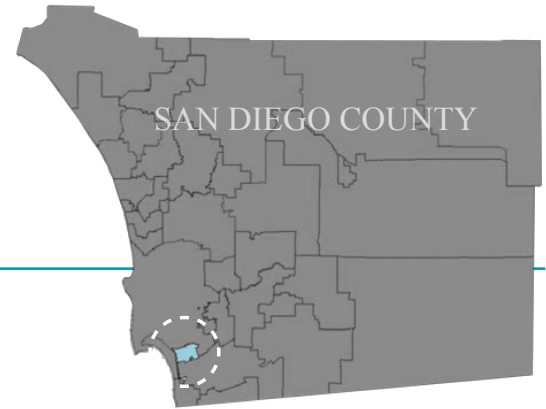
- Only Potrero Elementary in the **Mountain Empire Unified School District** (MEUSD) has Provision 2 (P2) status. The school is encouraged to serve *universal free meals* and *Breakfast in the Classroom* in this high need, rural district.
- Given the rural nature of this district and high FRPM-enrollment, *Breakfast After the Bell* is highly recommended to ensure students with long bus rides have ample time to receive and eat school breakfast.
- Grab & Go* is recommended for the middle and high schools, and could also increase participation at elementary schools not eligible for *universal free meals* through P2 or CEP. The *Grab & Go* service model provides breakfast before or after the bell, or during a second chance nutrition break later in the morning.

AFTERSCHOOL & SUMMER MEALS

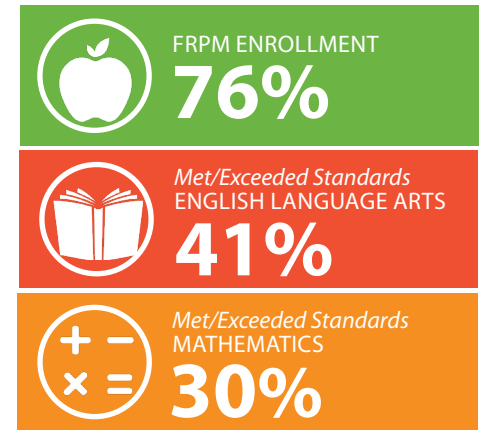
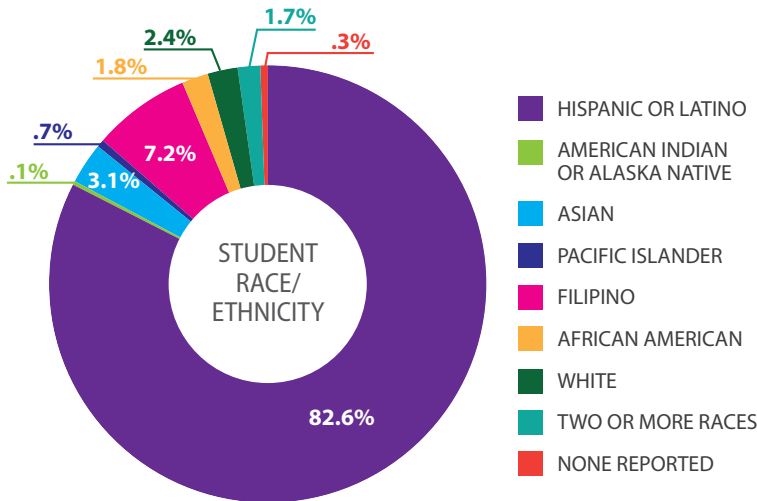
- Mountain Empire currently serves afterschool snacks through the National School Lunch Program. If the district became a CACFP sponsor, the more substantial supper meal could be offered during afterschool programs and before long bus rides home. The middle and high schools could also explore providing afterschool supper for sports teams and other extracurricular activities.
- The district serves summer meals at Campo Elementary. Given the expanse of this rural district, any new summer meals sites should be located where a significant population of children and youth already congregate during the summer.
 - Community-based organizations help provide afterschool and summer meals to the children in this rural area:
 - Heaven's Windows** provides summer meals and afterschool snacks and supper at Campo Educational Center.
 - Camp Oliver** in Descanso serves summer meals.
 - Feeding San Diego** provides summer meals at the Jacumba Branch Library.

NATIONAL SCHOOL DISTRICT

National School District is the K-6 school district for National City in the South Bay region and operates on a year-round calendar. Middle and high school students attend Sweetwater Union High School District.



STUDENT DEMOGRAPHICS



DISTRICT SNAPSHOT

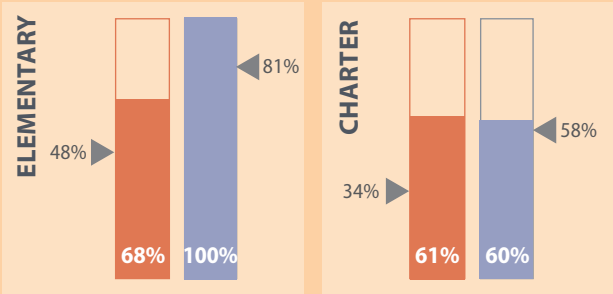
SCHOOLS IN DISTRICT CLAIMING FREE & REDUCED PRICE MEALS (FRPM)*		ELEM	MIDDLE	HIGH	CHARTER	TOTAL
CDE 2015-2016 SY	Number of Schools Claiming FRPM Reimbursement*	10			2	12
	Number of Students in these Schools	5,551			499	6,050
	Number of Students Enrolled in FRPM	4,163			451	4,614
	Percentage of Students Enrolled in FRPM	75%			90%	76%
CDE 2016-2017 SY	<input type="checkbox"/> UNIVERSAL FREE MEALS? Schools with Community Eligibility Provision (CEP)	0			0	0
	<input checked="" type="checkbox"/> Schools with Provision 2	10			0	10
	<input checked="" type="checkbox"/> Schools Eligible but not Participating in CEP or Provision 2	0			1	1
	Number of Schools with Pantry or Food Distribution	0			0	0
	Number of Schools with Backpack Program	1			0	1

* The following school types are excluded from this analysis: Alternative Schools of Choice, Continuation High Schools, County Community, District Community Day Schools, Juvenile Court Schools, Opportunity Schools, Preschool, Special Education Schools (Public), State Special Schools, Youth Authority Facilities. Analysis includes 90% of FRPM-enrolled students in county.



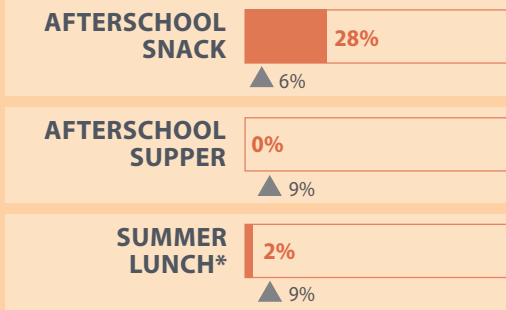
Percentage of FRPM-Enrolled Kids Eating SCHOOL BREAKFAST (compared to those eating school lunch)

■ BREAKFAST ■ LUNCH ◀▶ COUNTYWIDE COMPARISON

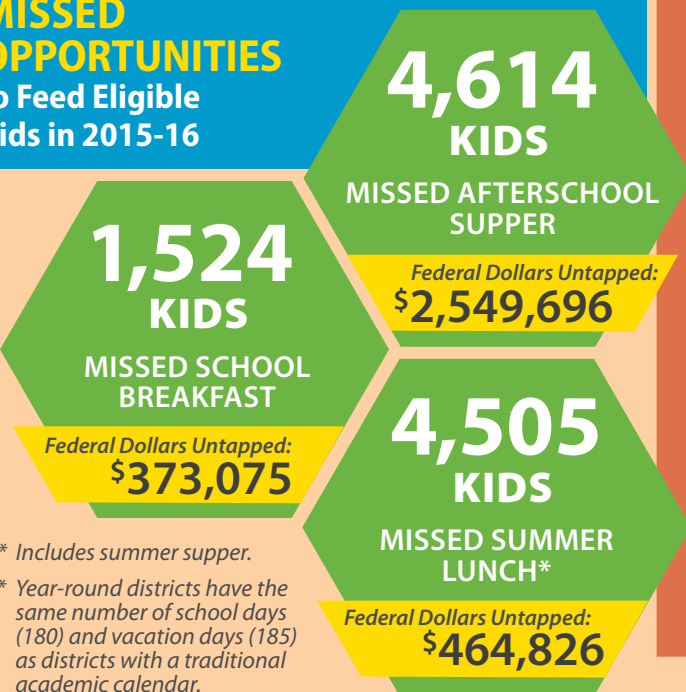


Percentage of FRPM-Enrolled Kids Eating AFTERSCHOOL & SUMMER MEALS

■ DISTRICT + COMMUNITY ORGS ▲ COUNTYWIDE COMPARISON



MISSED OPPORTUNITIES to Feed Eligible Kids in 2015-16



* Includes summer supper.

** Year-round districts have the same number of school days (180) and vacation days (185) as districts with a traditional academic calendar.

SCHOOL BREAKFAST

- ◆ All 10 eligible elementary schools in the **National School District** (NSD) are Provision 2 (P2) and serving *universal free breakfast and lunch*, resulting in above average participation.
- ◆ Integrity Charter (K-8) is eligible, but not participating in P2. Given the school's high FRPM enrollment (90.5%), Integrity Charter is encouraged to become P2 and serve *Breakfast in the Classroom*.
- ◆ Despite serving traditional breakfast before school starts, elementary schools have 68% breakfast participation. Given that 100% of eligible students eat FRPM lunch, serving *Breakfast in the Classroom* would likely result in 80-90% breakfast participation.

AFTERSCHOOL & SUMMER MEALS

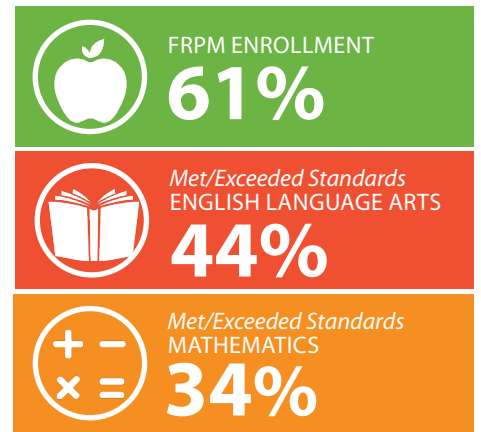
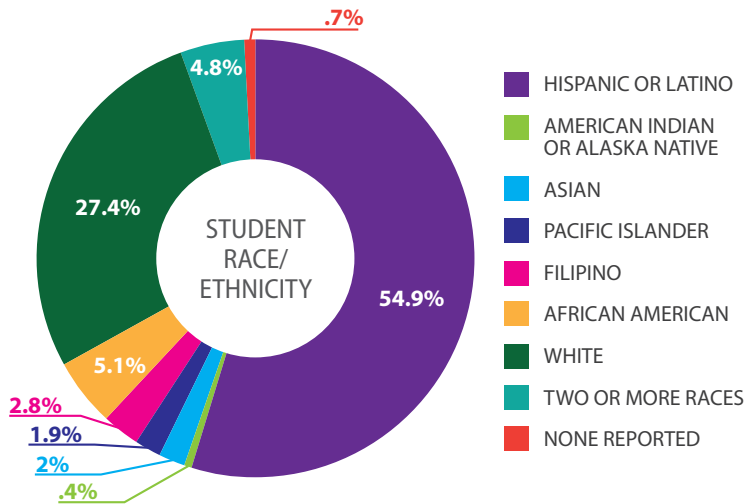
- ◆ NSD serves afterschool snacks through the *National School Lunch Program*. If the district became a CACFP sponsor, they could serve the more substantial supper meal instead of (or in addition to) a snack.
- ◆ Community-based organizations also step in to provide afterschool meals:
 - **Boys and Girls Club - Payne Family Branch:** CACFP sponsor serving snack; could add or switch to supper with the right meal vendor.
- ◆ Year-round districts have summer breaks extending 6.5 to 7.5 weeks – a significant period without the nutrition support of school meals. **National School District** does not serve summer meals during its break.
- ◆ Districts and organizations serving summer meals within NSD boundary:
 - **Sweetwater Union High School District** at 1 middle and 2 high schools in National City.
 - **Boys and Girls Club** at the Payne Family Branch.
 - **Feeding San Diego** at Lincoln Acres Branch Library.
 - **South Bay Union School District** answered San Diego Hunger Coalition's call to help increase summer meal participation in National City by providing summer meals at Manuel Portillo Casa De Salud Youth Center in 2017.
- ◆ In summer 2016, about 110 kids per day received summer lunch (out of 4,614 FRPM-enrolled students in the district). Recommendations are: (1) open additional sites where kids already congregate; and (2) ensure all NSD families know of the nearby sites sponsored by other districts or organizations.
- ◆ Given the high number of FRPM-enrolled students, the NSD community would benefit from additional school-based charitable food distributions.

OCEANSIDE UNIFIED SCHOOL DISTRICT

Oceanside Unified School District is a K-12 district encompassing a majority of the Oceanside community area and U.S. Marine Corps Base at Camp Pendleton.



STUDENT DEMOGRAPHICS



DISTRICT SNAPSHOT

SCHOOLS IN DISTRICT CLAIMING FREE & REDUCED PRICE MEALS (FRPM)*		ELEM	MIDDLE	HIGH	CHARTER	TOTAL
CDE 2015-2016 SY	Number of Schools Claiming FRPM Reimbursement*	16	4	2		22
	Number of Students in these Schools	9,853	3,779	5,213		18,845
	Number of Students Enrolled in FRPM	6,264	2,492	2,811		11,567
	Percentage of Students Enrolled in FRPM	64%	66%	54%		61%
CDE 2016-2017 SY	<input type="checkbox"/> UNIVERSAL FREE MEALS? Schools with Community Eligibility Provision (CEP)	0	0	0		0
	<input type="checkbox"/> Schools with Provision 2	0	0	0		0
	<input checked="" type="checkbox"/> Schools Eligible but not Participating in CEP or Provision 2	7	2	0		9
	Number of Schools with Pantry or Food Distribution	1	0	0		1
	Number of Schools with Backpack Program	3	0	0		3

* The following school types are excluded from this analysis: Alternative Schools of Choice, Continuation High Schools, County Community, District Community Day Schools, Juvenile Court Schools, Opportunity Schools, Preschool, Special Education Schools (Public), State Special Schools, Youth Authority Facilities. Analysis includes 90% of FRPM-enrolled students in county.

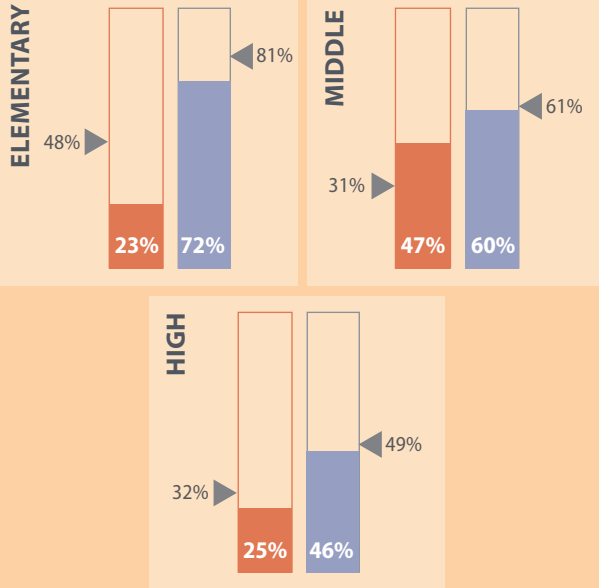


ANALYSIS

Percentage of FRPM-Enrolled Kids Eating SCHOOL BREAKFAST

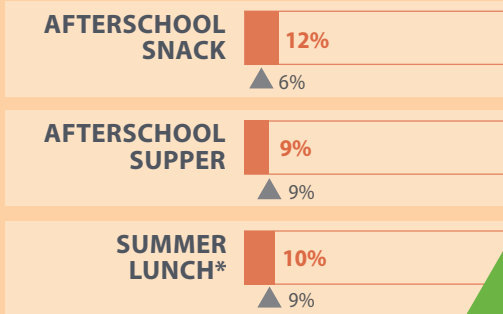
(compared to those eating school lunch)

■ BREAKFAST ■ LUNCH ◀▶ COUNTYWIDE COMPARISON



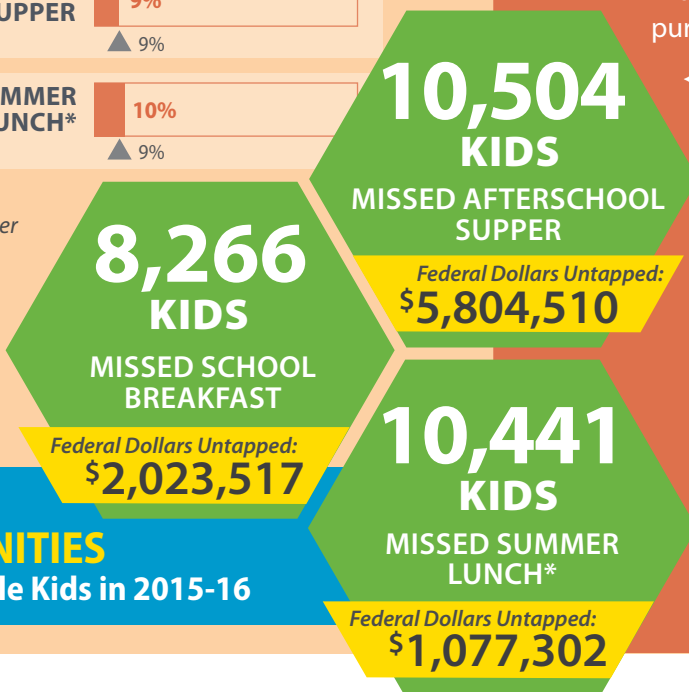
Percentage of FRPM-Enrolled Kids Eating AFTERSCHOOL & SUMMER MEALS

■ DISTRICT + COMMUNITY ORGS ▲ COUNTYWIDE COMPARISON



* Includes summer supper.

MISSED OPPORTUNITIES to Feed Eligible Kids in 2015-16



SCHOOL BREAKFAST

- ◆ **Oceanside Unified School District (OUSD)** does not have Provision 2 (P2) status for any schools, but it appears that 7 elementary and 2 middle schools are eligible and could be serving *universal free meals*. *Mission Elementary* is also eligible for CEP.
- ◆ OUSD provides *Breakfast After the Bell* at all schools, however, breakfast participation remains very low (especially at the elementary level). *Universal free meals* would increase both breakfast and lunch participation at all P2 schools. Starting *Breakfast in the Classroom* at the elementary schools is also recommended.

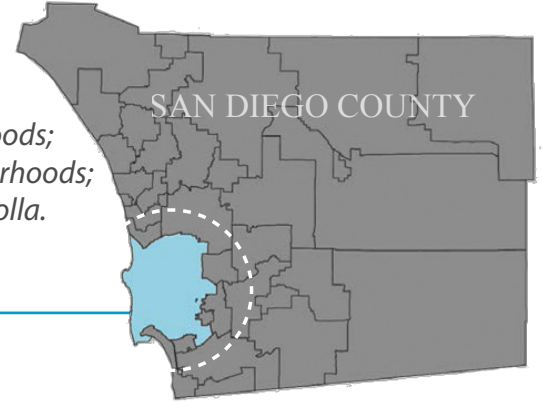
AFTERSCHOOL & SUMMER MEALS

- ◆ The City of Oceanside is committed to increasing afterschool supper and summer meals participation and is actively working with San Diego Hunger Coalition, OUSD and other local partners on this effort.
- ◆ OUSD is already a CACFP sponsor and serving supper during afterschool programs. There may be potential to provide supper for additional afterschool activities including sports teams and clubs.
- ◆ **Feeding San Diego** provides afterschool supper for North County Lifeline's afterschool programs.
- ◆ The City of Oceanside Balderrama and Melba Bishop recreation centers would be great locations for CACFP supper, if a sponsor and meal vendor can be identified. Limited snacks are currently provided and purchased at retail cost.

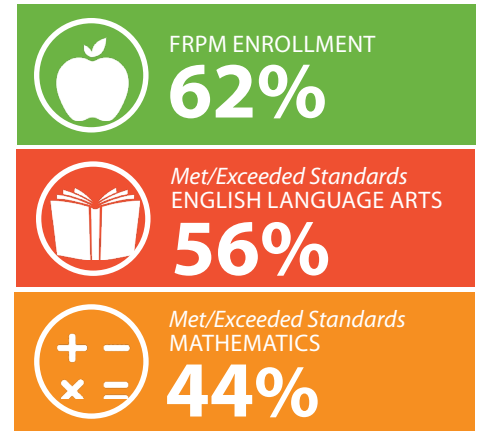
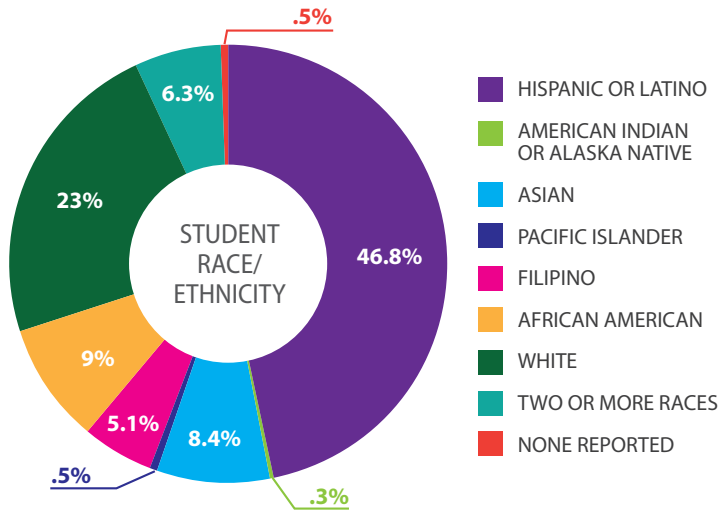
- ◆ Oceanside Unified School District is one of the only districts with a mobile summer meals van (a best practice!), enabling them to provide summer meals at 16 community sites and school locations. OUSD is currently the only summer meals provider in the district.

SAN DIEGO UNIFIED SCHOOL DISTRICT

San Diego Unified School District is a K-12 district. It is the second largest school district in California, encompassing 208 square miles running north to the Mira Mesa and Scripps Ranch neighborhoods; east to San Carlos and Lake Murray neighborhoods; south to Bay Terraces, Paradise Hills and Logan Heights neighborhoods; and serving the coastal neighborhoods from Point Loma to La Jolla.



STUDENT DEMOGRAPHICS



DISTRICT SNAPSHOT

SCHOOLS IN DISTRICT CLAIMING FREE & REDUCED PRICE MEALS (FRPM)*		ELEM	MIDDLE	HIGH	CHARTER	TOTAL
CDE 2015-2016 SY	Number of Schools Claiming FRPM Reimbursement*	122	24	17	29	192
	Number of Students in these Schools	58,602	19,120	27,184	12,532	117,438
	Number of Students Enrolled in FRPM	36,724	11,262	15,436	9,809	73,231
	Percentage of Students Enrolled in FRPM	63%	59%	57%	78%	62%
CDE 2016-2017 SY	UNIVERSAL FREE MEALS?					
	<input checked="" type="checkbox"/> Schools with Community Eligibility Provision (CEP)	60	7	4	17	88
	<input checked="" type="checkbox"/> Schools with Provision 2	2	3	1	1	7
	<input checked="" type="checkbox"/> Schools Eligible but not Participating in CEP or Provision 2	1	0	0	1	2
	Number of Schools with Pantry or Food Distribution	14	1	0	0	15
Number of Schools with Backpack Program	25	0	0	1	26	

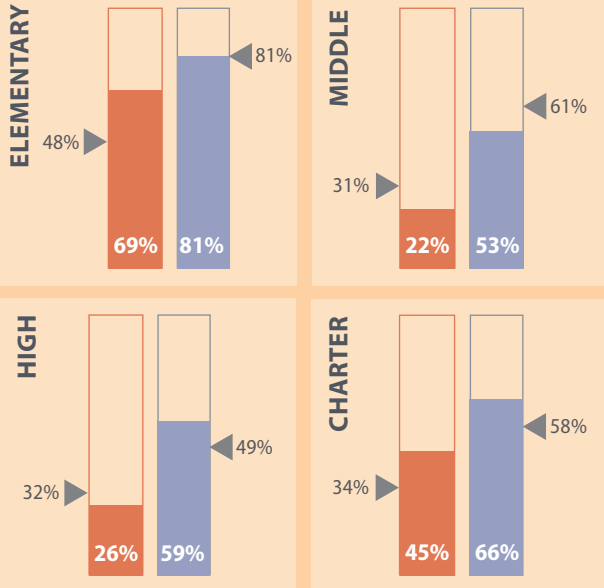
* The following school types are excluded from this analysis: Alternative Schools of Choice, Continuation High Schools, County Community, District Community Day Schools, Juvenile Court Schools, Opportunity Schools, Preschool, Special Education Schools (Public), State Special Schools, Youth Authority Facilities. Analysis includes 90% of FRPM-enrolled students in county.



ANALYSIS

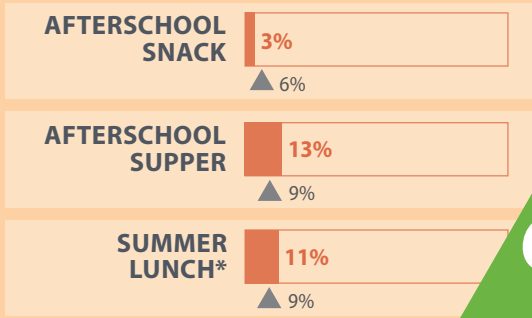
Percentage of FRPM-Enrolled Kids Eating SCHOOL BREAKFAST (compared to those eating school lunch)

■ BREAKFAST ■ LUNCH ◀▶ COUNTYWIDE COMPARISON



Percentage of FRPM-Enrolled Kids Eating AFTERSCHOOL & SUMMER MEALS

■ DISTRICT + COMMUNITY ORGS ▲ COUNTYWIDE COMPARISON



* Includes summer supper.

37,248
KIDS
MISSED SCHOOL
BREAKFAST

Federal Dollars Untapped:
\$9,118,310

MISSED OPPORTUNITIES
to Feed Eligible Kids in 2015-16

63,398
KIDS
MISSED AFTERSCHOOL
SUPPER

Federal Dollars Untapped:
\$35,033,735

65,374
KIDS
MISSED SUMMER
LUNCH*

Federal Dollars Untapped:
\$6,745,289

SCHOOL BREAKFAST

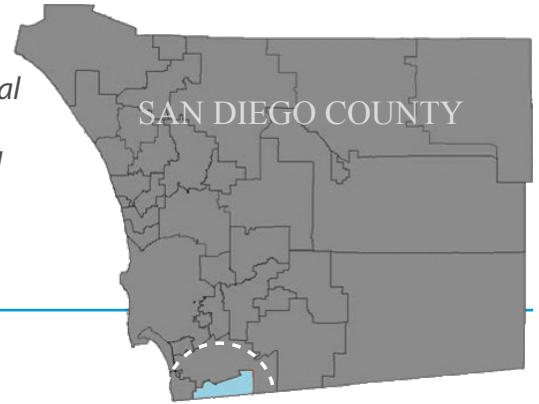
- ◆ **San Diego Unified School District (SDUSD)** is a leader in implementing *Breakfast After the Bell* at all grade levels. Nearly 70 elementary schools serve *Breakfast in the Classroom*, resulting in above average breakfast participation. As SDUSD continues to implement *Breakfast After the Bell* in middle and high schools, breakfast participation will increase further.
- ◆ It appears there are two more schools that could be Provision 2 and provide *universal free meals*.

AFTERSCHOOL & SUMMER MEALS

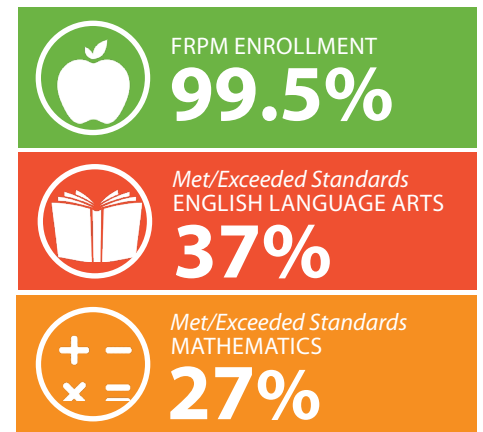
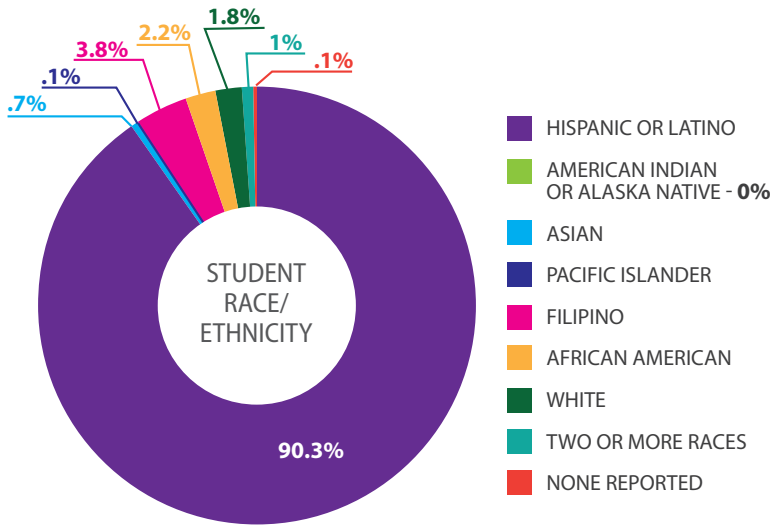
- ◆ SDUSD is both a leader and a giant in providing meals out of school time. Already a CACFP sponsor, the district serves nearly 10,000 afterschool supper meals each day. When school is not in session, SDUSD provides summer meal service at approximately 80 school and community sites in the district.
- ◆ Community-based organizations also step in to provide afterschool and summer meals, including:
 - **Feeding San Diego:** CACFP afterschool supper at one site.
 - **Boys & Girls Club of Greater San Diego:** CACFP snack at 4 sites. Could add the supper meal if an appropriate vendor can be found. The Boys & Girls Club also provides summer meals at 4 sites.
 - **Heaven's Windows:** CACFP snack at 5 sites; could be supper if an appropriate meal vendor is found. Heaven's Windows also provides summer meals for 6 sites in the district.
 - **YMCA of San Diego County** provides afterschool programs on school campuses and at their own facilities throughout the district, and currently pays retail cost for snacks. If YMCA became (or partnered with) a CACFP sponsor and found an appropriate meal vendor, they could offer and be reimbursed for the more substantial supper meal.
 - Other organizations pitching in while school is not in session: **Karen Organization, Salvation Army, SDSU Research Foundation, UCSD, and USD Trio Upward Bound.**

SAN YSIDRO SCHOOL DISTRICT

San Ysidro School District is located 15 miles south of San Diego, adjacent to the United States-Mexico International Border. The K-8 district serves the communities of San Ysidro and Otay Mesa, and has a year-round calendar. High school students attend Sweetwater Union High School District.



STUDENT DEMOGRAPHICS



DISTRICT SNAPSHOT

SCHOOLS IN DISTRICT CLAIMING FREE & REDUCED PRICE MEALS (FRPM)*		ELEM	MIDDLE	HIGH	CHARTER	TOTAL
CDE 2015-2016 SY	Number of Schools Claiming FRPM Reimbursement*	6	1			7
	Number of Students in these Schools	4,243	560			4,803
	Number of Students Enrolled in FRPM	4,222	558			4,780
	Percentage of Students Enrolled in FRPM	99.5%	99.6%			99.5%
CDE 2016-2017 SY	<input type="checkbox"/> UNIVERSAL FREE MEALS? Schools with Community Eligibility Provision (CEP)	0	0			0
	<input checked="" type="checkbox"/> Schools with Provision 2	6	1			7
	<input type="checkbox"/> Schools Eligible but not Participating in CEP or Provision 2	0	0			0
	Number of Schools with Pantry or Food Distribution	2	0			2
	Number of Schools with Backpack Program	2	0			2

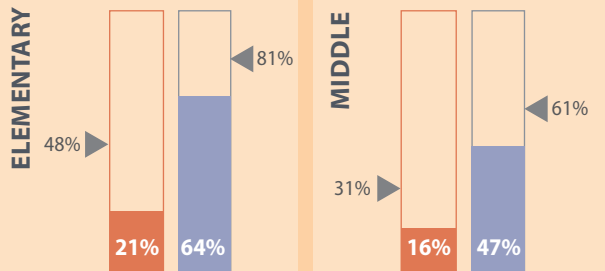
* The following school types are excluded from this analysis: Alternative Schools of Choice, Continuation High Schools, County Community, District Community Day Schools, Juvenile Court Schools, Opportunity Schools, Preschool, Special Education Schools (Public), State Special Schools, Youth Authority Facilities. Analysis includes 90% of FRPM-enrolled students in county.



Percentage of FRPM-Enrolled Kids Eating SCHOOL BREAKFAST

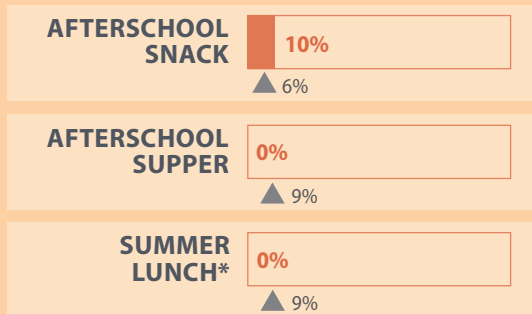
(compared to those eating school lunch)

■ BREAKFAST ■ LUNCH ◀▶ COUNTYWIDE COMPARISON



Percentage of FRPM-Enrolled Kids Eating AFTERSCHOOL & SUMMER MEALS

■ DISTRICT + COMMUNITY ORGS ▲ COUNTYWIDE COMPARISON



MISSED OPPORTUNITIES to Feed Eligible Kids in 2015-16

3,793 KIDS

MISSED SCHOOL BREAKFAST

Federal Dollars Untapped: **\$928,526**

4,780 KIDS

MISSED AFTERSCHOOL SUPPER

Federal Dollars Untapped: **\$2,641,428**

4,780 KIDS

MISSED SUMMER LUNCH*

Federal Dollars Untapped: **\$493,200**

* Includes summer supper.

** Year-round districts have the same number of school days (180) and vacation days (185) as districts with a traditional academic calendar.

SCHOOL BREAKFAST

◆ All eligible schools in **San Ysidro School District** (SYSD) became Provision 2 in 2016 and started serving *universal free meals*. This is a major accomplishment and will result in more children eating breakfast and lunch. 2015-16 participation rates were extremely low, especially with 100% FRPM enrollment.

◆ *Breakfast in the Classroom* and other *Breakfast After the Bell* models at all schools is strongly recommended.

AFTERSCHOOL & SUMMER MEALS

◆ SYSD provides afterschool snacks through the *National*

School Lunch Program. If the district became a CACFP sponsor, they could provide the more substantial afterschool supper meal for the children in this high-need district.

◆ There were no other afterschool meal providers identified within the district boundary.

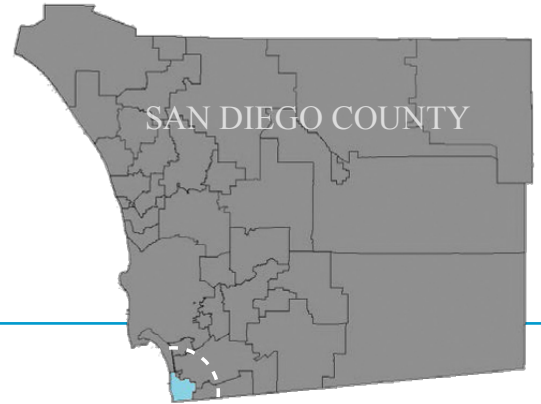
◆ Year-round districts have summer breaks extending 6.5 to 7.5 weeks – a significant period without the nutrition support of school meals. As of 2016, the only summer meal provider was **South Bay Union School District** at Casa Familiar, Cesar Chavez Community Center, and San Ysidro Community Activity Center. These sites would also be good locations for afterschool supper if an appropriate sponsor and meal vendor can be found, as it can be challenging for districts to deliver meals off-site during the school year.

◆ Given the need in this district, additional afterschool and summer meal programs are recommended. Two opportunity sites that have expressed interest are San Ysidro Branch Library and San Ysidro Maternal and Child Health Center. Boys & Girls Clubs of South County appears to be an ideal site, especially with their skate park and a preschool on the property. These sites would need to become (or partner with) a sponsor and find meal vendors.

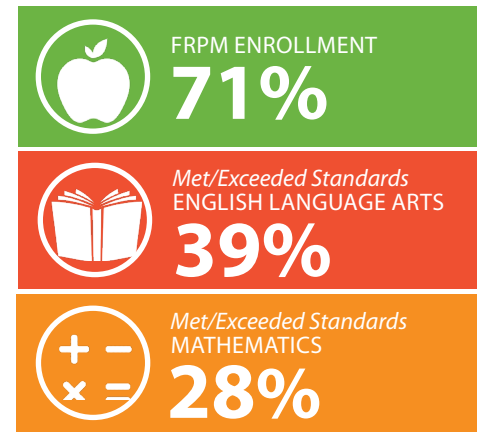
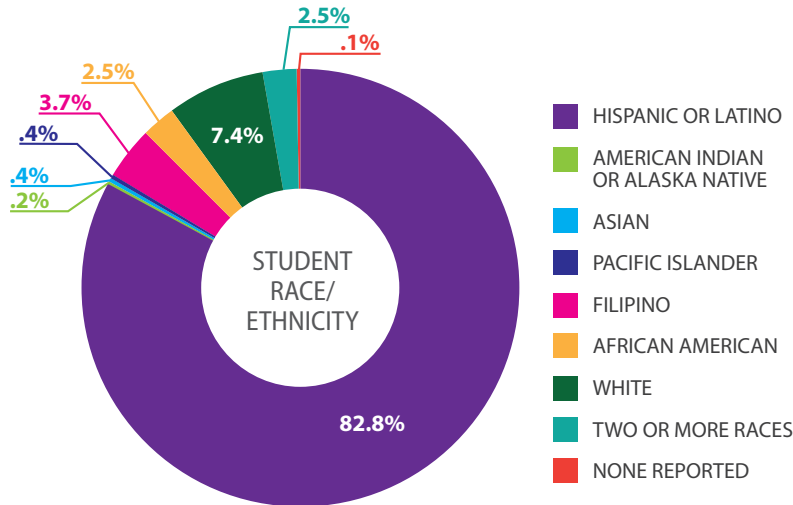
◆ There are backpack programs and/or onsite food distributions at 3 elementary schools. SYSD families would certainly benefit from additional school-based charitable food resources to help fill in the gaps.

SOUTH BAY UNION SCHOOL DISTRICT

South Bay Union School District is nestled in the most southwesterly corner of the United States. The district has a year-round calendar with K-6 elementary schools and K-8 charter schools serving students from Imperial Beach, San Ysidro, and south San Diego. Middle and high school students attend Sweetwater Union High School District.



STUDENT DEMOGRAPHICS



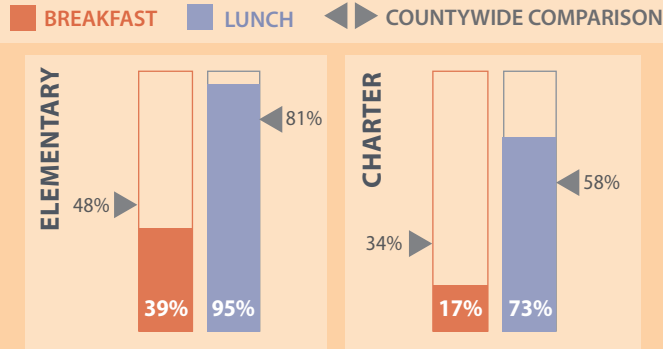
DISTRICT SNAPSHOT

SCHOOLS IN DISTRICT CLAIMING FREE & REDUCED PRICE MEALS (FRPM)*		ELEM	MIDDLE	HIGH	CHARTER	TOTAL
CDE 2015-2016 SY	Number of Schools Claiming FRPM Reimbursement*	9			3	12
	Number of Students in these Schools	5,732			2,164	7,896
	Number of Students Enrolled in FRPM	4,252			1,358	5,610
	Percentage of Students Enrolled in FRPM	74%			63%	71%
CDE 2016-2017 SY	<input type="checkbox"/> UNIVERSAL FREE MEALS? Schools with Community Eligibility Provision (CEP)	0			0	0
	<input checked="" type="checkbox"/> Schools with Provision 2	9			0	9
	<input type="checkbox"/> Schools Eligible but not Participating in CEP or Provision 2	0			0	0
	Number of Schools with Pantry or Food Distribution	2			0	2
	Number of Schools with Backpack Program	0			0	0

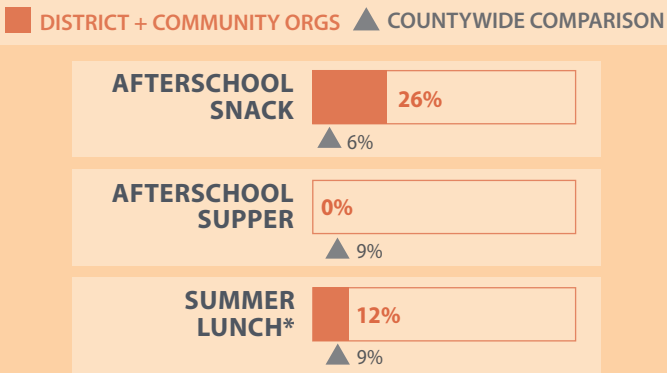
* The following school types are excluded from this analysis: Alternative Schools of Choice, Continuation High Schools, County Community, District Community Day Schools, Juvenile Court Schools, Opportunity Schools, Preschool, Special Education Schools (Public), State Special Schools, Youth Authority Facilities. Analysis includes 90% of FRPM-enrolled students in county.



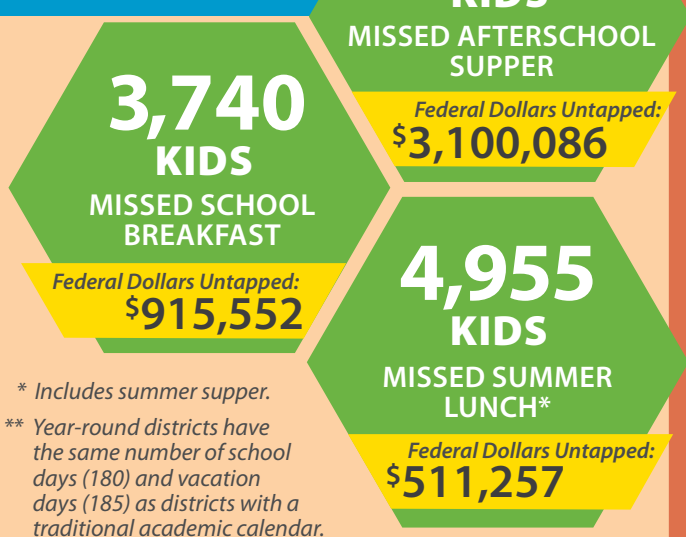
Percentage of FRPM-Enrolled Kids Eating SCHOOL BREAKFAST (compared to those eating school lunch)



Percentage of FRPM-Enrolled Kids Eating AFTERSCHOOL & SUMMER MEALS



MISSED OPPORTUNITIES to Feed Eligible Kids in 2015-16



* Includes summer supper.
** Year-round districts have the same number of school days (180) and vacation days (185) as districts with a traditional academic calendar.

SCHOOL BREAKFAST

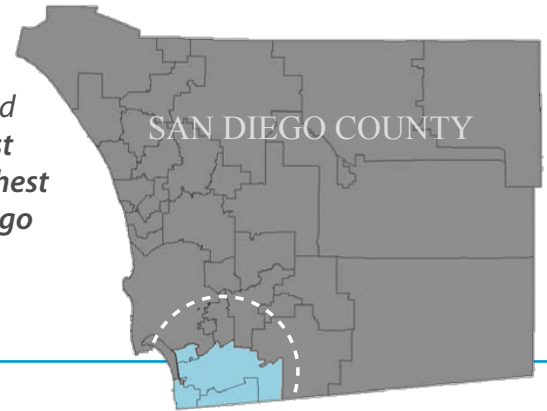
- All 9 elementary schools in the **South Bay Union School District** (SBUSD) are Provision 2 and serving *universal free meals* for breakfast and lunch.
- Breakfast participation is low at both the elementary and charter schools, given 95% and 73% lunch participation respectively. *Breakfast After the Bell* is strongly recommended, as there were 5,610 FRPM-enrolled students in 2015-16.

AFTERSCHOOL & SUMMER MEALS

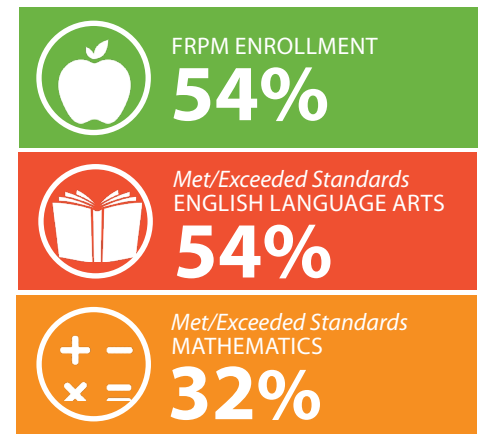
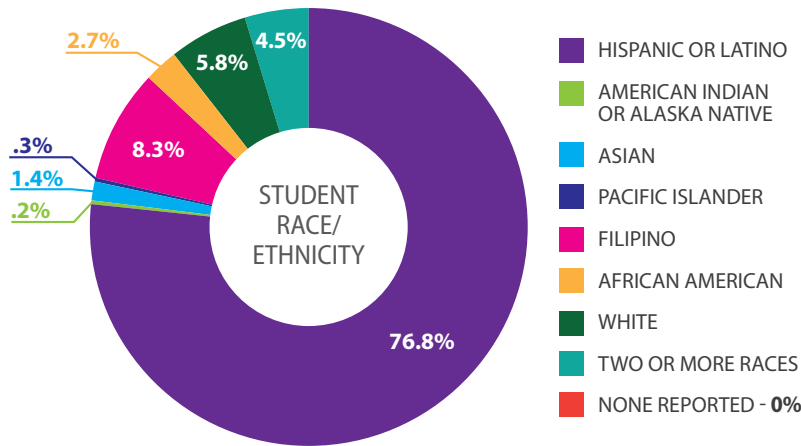
- SBUSD Child Nutrition Services** provides afterschool snacks through the *National School Lunch Program*. If the district became a CACFP sponsor, they could serve the supper meal instead of (or in addition to) a snack. With such high afterschool snack participation rates, moving to CACFP supper would immediately reach nearly 1,500 FRPM-enrolled students with a more substantial meal.
- The Boys & Girls Club of Imperial Beach** is a CACFP sponsor and could be serving supper in place of (or in addition to) the snacks they are providing. A meal vendor other than SBUSD may be needed, as it can be difficult for districts to deliver off-site meals while school is in session.
- Year-round districts have summer breaks extending 6.5 to 7.5 weeks – a significant period without the nutrition support of school meals. SBUSD provides summer meals at 8 sites: 4 schools; Montgomery Waller and Robert Egger St. recreation centers; Boys & Girls Club of Imperial Beach; and Imperial Beach Sports Park.
- SBUSD also pitches in to provide summer meals for children in other districts: Chula Vista Elementary (Otay and Silver Wing Rec Centers), National (1 school site), San Ysidro (Casa Familiar, and San Ysidro and Cesar Chavez community centers).
- Sweetwater Union High School** provides summer meals at 3 school sites within the SBUSD district boundary. Summer meals outreach to SBUSD families should include sites sponsored by Sweetwater Union.
- Cross promotion between the districts is recommended to ensure SBUSD are aware of summer meal locations.
- Housing on Merit** has 2 affordable housing communities with more than 400 family units in the district, and would like to serve afterschool and summer meals. Sponsors and meal vendors are needed.
- Additional school-based charitable food distributions is recommended for this high-need district.

SWEETWATER UNION HIGH SCHOOL DISTRICT

Sweetwater Union High School District is headquartered in Chula Vista and has a year-round calendar. Feeder districts are Chula Vista Elementary, National, San Ysidro and South Bay Union. **Of note, this district has one of the lowest FRPM rates of the schools profiled but has the second highest number of FRPM-enrolled students (19,194) after San Diego Unified School District.**



STUDENT DEMOGRAPHICS



DISTRICT SNAPSHOT

SCHOOLS IN DISTRICT CLAIMING FREE & REDUCED PRICE MEALS (FRPM)*		ELEM	MIDDLE	HIGH	CHARTER	TOTAL
CDE 2015-2016 SY	Number of Schools Claiming FRPM Reimbursement*		11	10	2	23
	Number of Students in these Schools		11,512	23,208	690	35,410
	Number of Students Enrolled in FRPM		6,844	11,835	515	19,194
	Percentage of Students Enrolled in FRPM		59%	51%	75%	54%
CDE 2016-2017 SY	<input type="checkbox"/> UNIVERSAL FREE MEALS? Schools with Community Eligibility Provision (CEP)		0	0	0	0
	<input type="checkbox"/> Schools with Provision 2		0	0	0	0
	<input checked="" type="checkbox"/> Schools Eligible but not Participating in CEP or Provision 2		6	4	2	12
	Number of Schools with Pantry or Food Distribution		0	0	0	0
	Number of Schools with Backpack Program		0	0	0	0

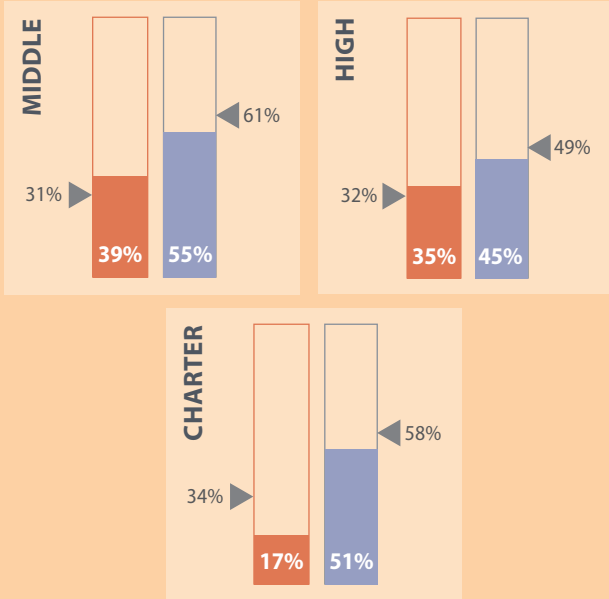
* The following school types are excluded from this analysis: Alternative Schools of Choice, Continuation High Schools, County Community, District Community Day Schools, Juvenile Court Schools, Opportunity Schools, Preschool, Special Education Schools (Public), State Special Schools, Youth Authority Facilities. Analysis includes 90% of FRPM-enrolled students in county.



Percentage of FRPM-Enrolled Kids Eating SCHOOL BREAKFAST

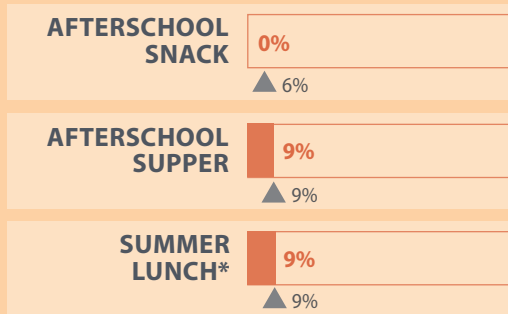
(compared to those eating school lunch)

■ BREAKFAST ■ LUNCH ◀ COUNTYWIDE COMPARISON



Percentage of FRPM-Enrolled Kids Eating AFTERSCHOOL & SUMMER MEALS

■ DISTRICT + COMMUNITY ORGS ▲ COUNTYWIDE COMPARISON



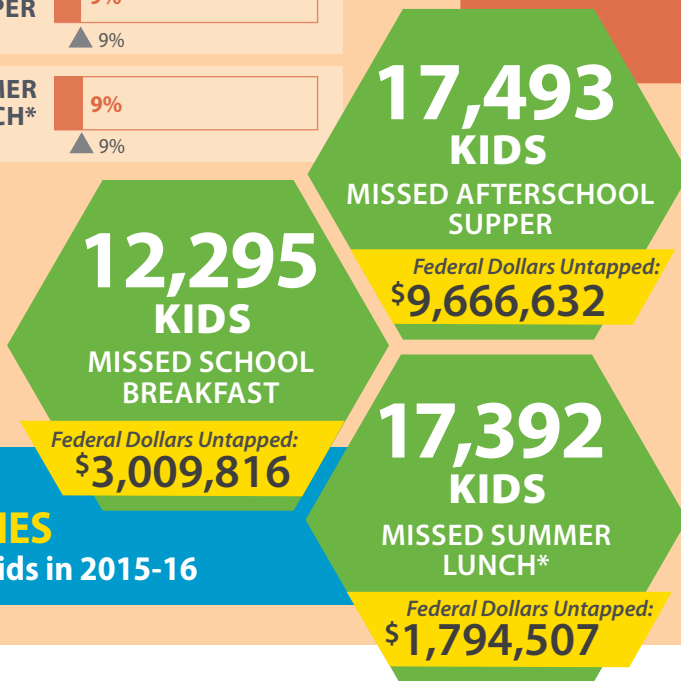
SCHOOL BREAKFAST

- ◆ Sweetwater Union High School District (SUHSD) has 23 schools claiming *Free & Reduced Price Meals*, 12 of which are eligible for Provision 2 (P2). Implementing P2 and serving *universal free meals* to all students could increase breakfast and lunch participation.
- ◆ The *Grab & Go* breakfast service model is recommended for all P2 and non-P2 schools, and can be provided before or after the bell, or during a nutrition break later in the morning.

AFTERSCHOOL & SUMMER MEALS

- ◆ SUHSD is already a CACFP sponsor and serving supper instead of a snack. The district could explore providing supper for additional afterschool activities such as sports teams and clubs to reach more youth.
- ◆ Year-round districts have summer breaks extending 6.5 to 7.5 weeks – a significant period without the nutrition support of school meals. SUHSD provided summer meals at 11 school sites in 2016. Additional summer meal sites are sponsored by SUHSD’s feeder districts. Cross-promotion to families in all districts is recommended to ensure they know about all sites in their neighborhoods, regardless of sponsor.
- ◆ School-based charitable food distributions at the highest-need schools is also recommended.

MISSED OPPORTUNITIES
to Feed Eligible Kids in 2015-16

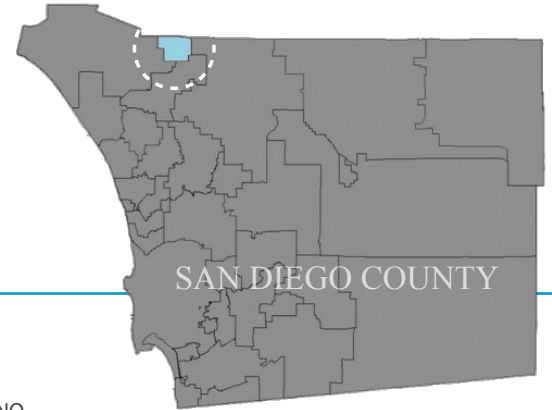


* Includes summer supper.

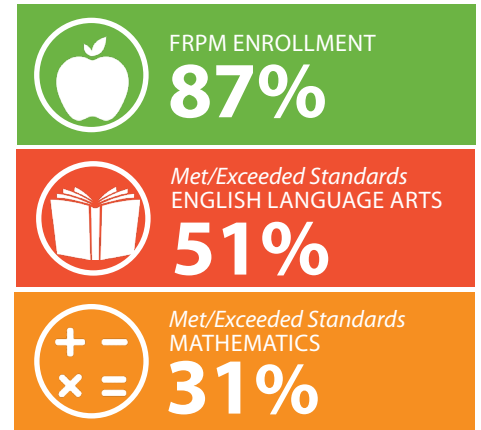
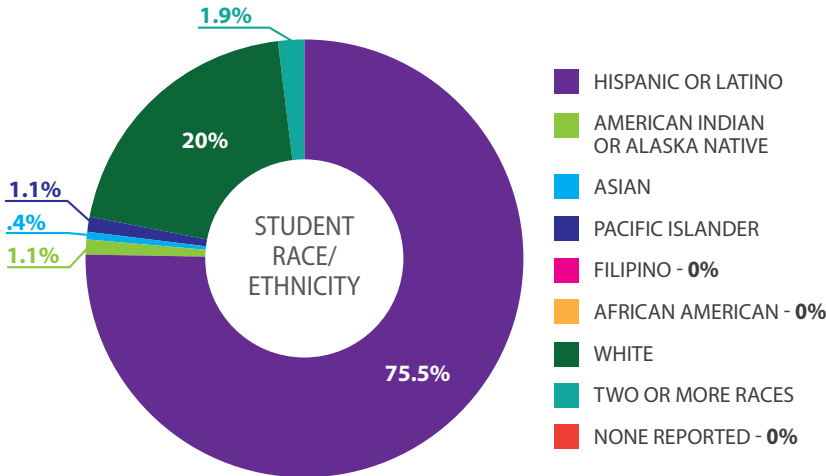
** Year-round districts have the same number of school days (180) and vacation days (185) as districts with a traditional academic calendar.

VALLECITOS SCHOOL DISTRICT

Vallecitos School District is located in rural North San Diego County in Rainbow, CA. It consists of one K-8 school, with high school students attending Fallbrook Union High School District. Meals are provided by Fallbrook Union High School District.



STUDENT DEMOGRAPHICS



DISTRICT SNAPSHOT

SCHOOLS IN DISTRICT CLAIMING FREE & REDUCED PRICE MEALS (FRPM)*		ELEM	MIDDLE	HIGH	CHARTER	TOTAL
CDE 2015-2016 SY	Number of Schools Claiming FRPM Reimbursement*	1				1
	Number of Students in this School	190				190
	Number of Students Enrolled in FRPM	166				166
	Percentage of Students Enrolled in FRPM	87%				87%
CDE 2016-2017 SY	<input type="checkbox"/> UNIVERSAL FREE MEALS? Schools with Community Eligibility Provision (CEP)	0				0
	<input type="checkbox"/> Schools with Provision 2	0				0
	<input checked="" type="checkbox"/> Schools Eligible but not Participating in CEP or Provision 2	1				1
	Number of Schools with Pantry or Food Distribution	0				0
	Number of Schools with Backpack Program	0				0

* The following school types are excluded from this analysis: Alternative Schools of Choice, Continuation High Schools, County Community, District Community Day Schools, Juvenile Court Schools, Opportunity Schools, Preschool, Special Education Schools (Public), State Special Schools, Youth Authority Facilities. Analysis includes 90% of FRPM-enrolled students in county.

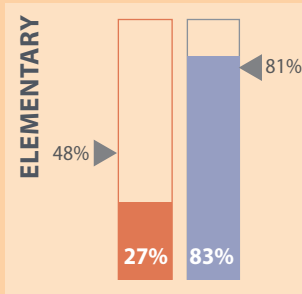


ANALYSIS

Percentage of FRPM-Enrolled Kids Eating SCHOOL BREAKFAST

(compared to those eating school lunch)

■ BREAKFAST ■ LUNCH ◀▶ COUNTYWIDE COMPARISON

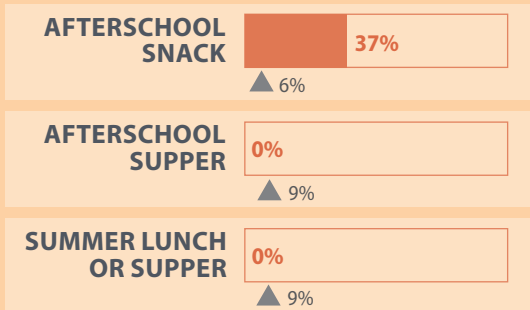


SCHOOL BREAKFAST

- ◆ Vallecitos Elementary is eligible but not participating in Provision 2. With 87% of children enrolled in FRPM and 83% of them eating FRPM lunch, implementing Provision 2 and universal free meals with *Breakfast in the Classroom* is highly recommended.
- ◆ Breakfast, lunch, and snacks are provided for Vallecitos Elementary by **Fallbrook Union High School District**.

Percentage of FRPM-Enrolled Kids Eating AFTERSCHOOL & SUMMER MEALS

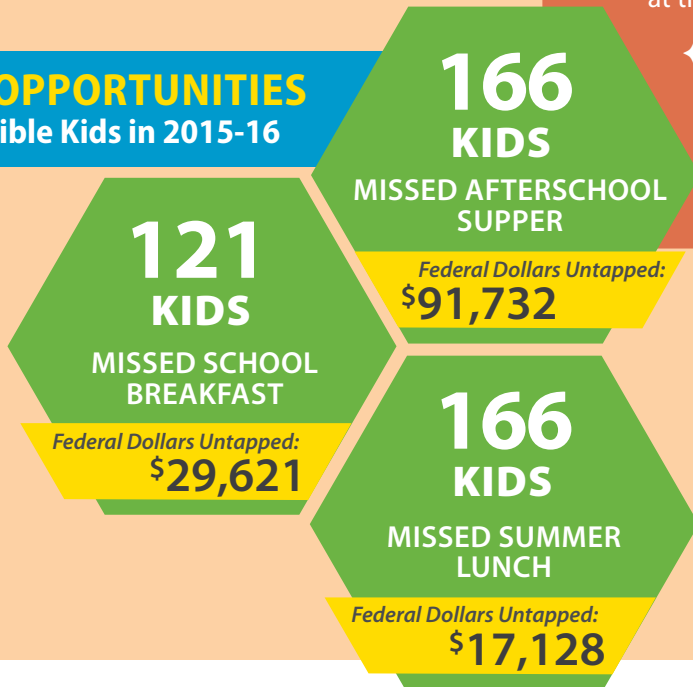
■ DISTRICT + COMMUNITY ORGS ▲ COUNTYWIDE COMPARISON



AFTERSCHOOL & SUMMER MEALS

- ◆ Vallecitos School District serves afterschool snacks through the *National School Lunch Program*, provided by Fallbrook Union High School District (FUHSD). Both Fallbrook High School and Vallecitos Elementary are eligible sites for CACFP, so we encourage FUHSD to become a CACFP sponsor and provide the afterschool supper meal at both schools.
- ◆ Vallecitos Elementary is also an eligible site for the summer meal programs, as are any community-based organizations in close proximity. Any sites where a large number of children congregate during the summer are encouraged to provide summer meals.
- ◆ Fallbrook Union Elementary School District serves summer meals at Fallbrook Street Elementary and North County Boys and Girls Club. Targeted outreach to Vallecitos families could increase their participation at these sites.

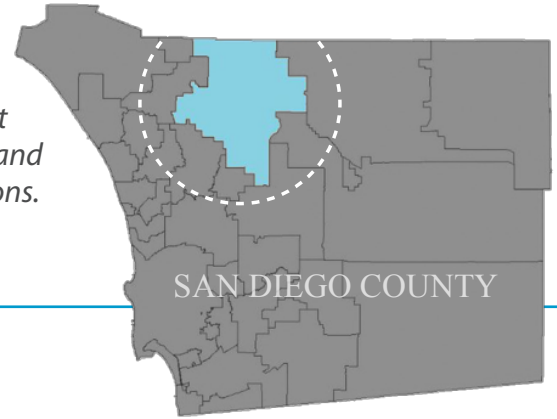
MISSED OPPORTUNITIES to Feed Eligible Kids in 2015-16



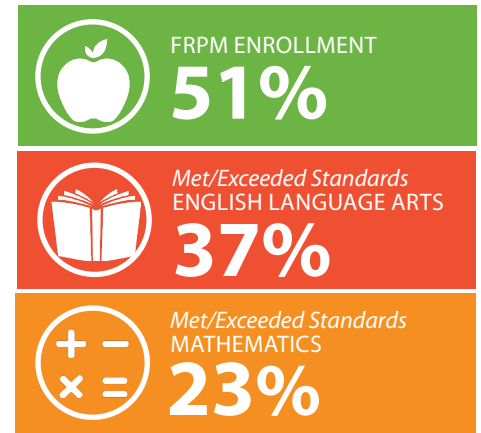
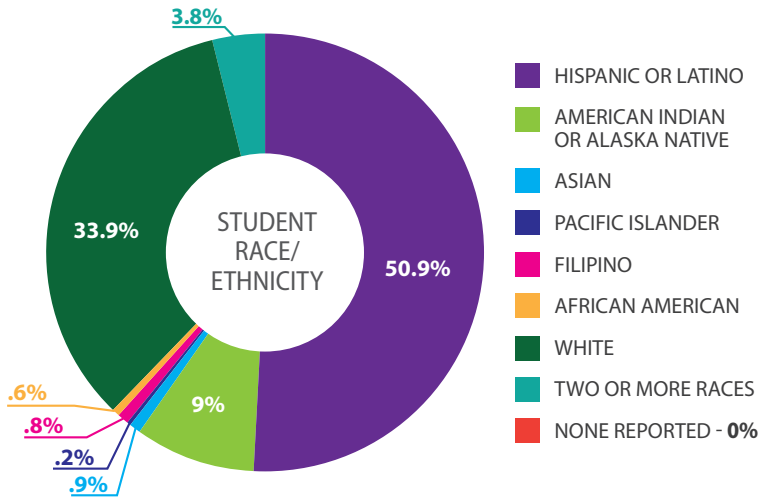
- ◆ Given the high percentage of FRPM-enrolled students, the community would benefit from school-based charitable food distributions.

VALLEY CENTER-PAUMA UNIFIED SCHOOL DISTRICT

Valley Center-Pauma Unified School District is located approximately 35 miles northeast of San Diego, encompassing approximately 300 square miles. The district serves the rural communities of Valley Center and Pauma, and includes the La Jolla, Rincon, and Pauma-Yuima Reservations.



STUDENT DEMOGRAPHICS



DISTRICT SNAPSHOT

SCHOOLS IN DISTRICT CLAIMING FREE & REDUCED PRICE MEALS (FRPM)*		ELEM	MIDDLE	HIGH	CHARTER	TOTAL
CDE 2015-2016 SY	Number of Schools Claiming FRPM Reimbursement*	4	1	1		6
	Number of Students in these Schools	1,913	867	1,183		3,963
	Number of Students Enrolled in FRPM	1,041	458	509		2,008
	Percentage of Students Enrolled in FRPM	54%	53%	43%		51%
CDE 2016-2017 SY	UNIVERSAL FREE MEALS?					
	<input type="checkbox"/> Schools with Community Eligibility Provision (CEP)	0	0	0		0
	<input type="checkbox"/> Schools with Provision 2	0	0	0		0
	<input checked="" type="checkbox"/> Schools Eligible but not Participating in CEP or Provision 2	1	0	0		1
	Number of Schools with Pantry or Food Distribution	0	0	0		0
Number of Schools with Backpack Program	0	0	0		0	

* The following school types are excluded from this analysis: Alternative Schools of Choice, Continuation High Schools, County Community, District Community Day Schools, Juvenile Court Schools, Opportunity Schools, Preschool, Special Education Schools (Public), State Special Schools, Youth Authority Facilities. Analysis includes 90% of FRPM-enrolled students in county.

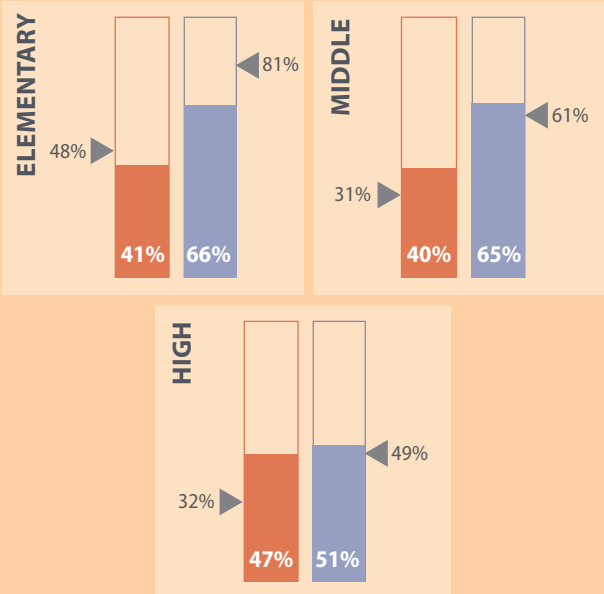
DISTRICT

ANALYSIS



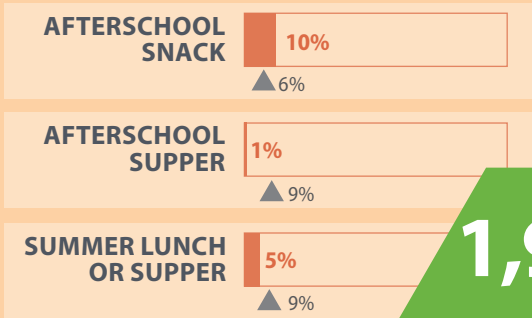
Percentage of FRPM-Enrolled Kids Eating SCHOOL BREAKFAST (compared to those eating school lunch)

■ BREAKFAST ■ LUNCH ◀▶ COUNTYWIDE COMPARISON



Percentage of FRPM-Enrolled Kids Eating AFTERSCHOOL & SUMMER MEALS

■ DISTRICT + COMMUNITY ORGS ▲ COUNTYWIDE COMPARISON



1,154
KIDS

MISSED SCHOOL BREAKFAST

Federal Dollars Untapped:
\$282,499

MISSED OPPORTUNITIES
to Feed Eligible Kids in 2015-16

1,983
KIDS

MISSED AFTERSCHOOL SUPPER

Federal Dollars Untapped:
\$1,095,806

1,916
KIDS

MISSED SUMMER LUNCH

Federal Dollars Untapped:
\$197,693

SCHOOL BREAKFAST

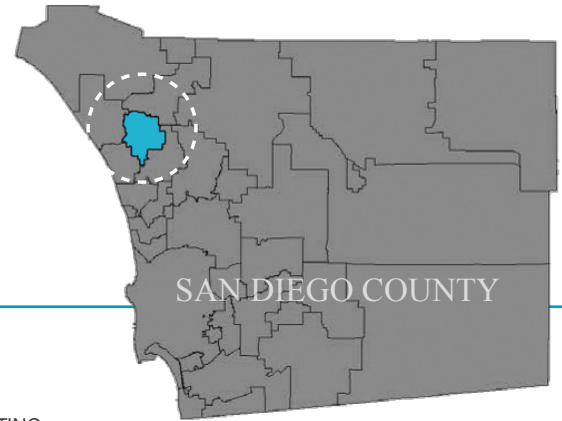
- ◆ Pauma Elementary is the one school identified on the prior page as eligible for Provision 2 (P2), based on 2016-17 data. As of the 2017-18 school year, Pauma Elementary has become P2, is serving *universal free meals*, and has implemented *Breakfast in the Classroom*.
- ◆ Continuing the **Valley Center-Pauma Unified School District's** move to *Breakfast After the Bell* models, Valley Center Middle recently added a *Grab & Go Second Chance Breakfast*. Breakfast participation is expected to increase significantly at both schools.
- ◆ The three elementary schools and one high school that are not eligible for P2 or CEP could also implement the *Grab & Go* breakfast model before or after the bell, or during a second chance nutrition break later in the morning.

AFTERSCHOOL & SUMMER MEALS

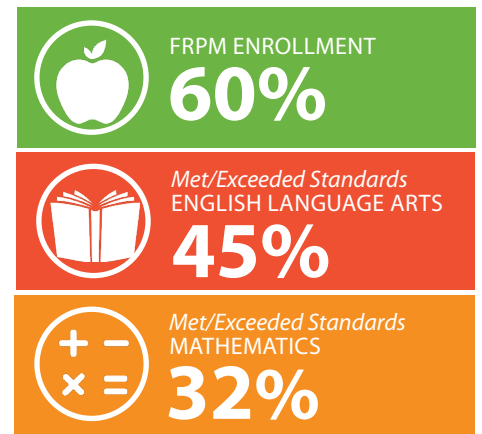
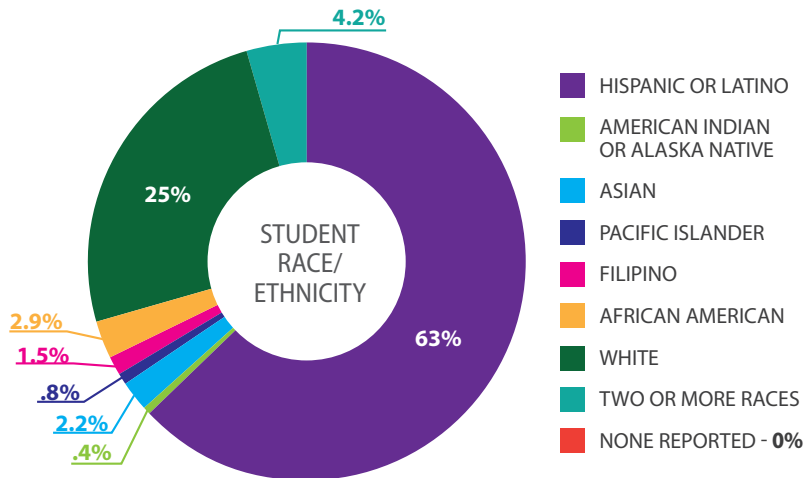
- ◆ Valley Center-Pauma Unified School District provides afterschool snacks through the *National School Lunch Program*. If the district became a CACFP sponsor, they could provide the more substantial afterschool supper meal in addition to (or in place of) a snack and before long bus rides home. The middle and high school could explore providing afterschool supper for sports teams, clubs, and other afterschool programs.
- ◆ Community-based organizations also step in to provide afterschool meals:
 - **La Jolla Band of Luiseno Indians** is a CACFP sponsor serving afterschool supper.
 - **Boys & Girls Club – Bronner Branch** is a CACFP sponsor serving afterschool snacks. The Club could add or switch to supper if a vendor can be found to provide fresh, individually wrapped meals.
- ◆ Community-based organizations serving summer meals:
 - **La Jolla Band of Luiseno Indians**
 - **Feeding San Diego at Valley Center Branch Library** (best practice!)
- ◆ More summer meal sites are needed, however this can be challenging in a rural community where gas money to travel to a site may exceed the meal value. Any new summer meal sites should be located where a significant population of children and youth already congregate during the summer.
- ◆ Given the expanse of this district and number of FRPM-enrolled students, a school-based charitable food distribution or backpack program for high need families is recommended.

VISTA UNIFIED SCHOOL DISTRICT

Vista Unified School District is the 4th largest district in San Diego County and serves the Vista area, as well as sections of Oceanside, San Marcos and Carlsbad.



STUDENT DEMOGRAPHICS



DISTRICT SNAPSHOT

SCHOOLS IN DISTRICT CLAIMING FREE & REDUCED PRICE MEALS (FRPM)*		ELEM	MIDDLE	HIGH	CHARTER	TOTAL
CDE 2015-2016 SY	Number of Schools Claiming FRPM Reimbursement*	16	5	2	3	26
	Number of Students in these Schools	10,235	4,566	4,941	2,113	21,855
	Number of Students Enrolled in FRPM	6,778	2,830	2,725	845	13,178
	Percentage of Students Enrolled in FRPM	66%	62%	55%	40%	60%
CDE 2016-2017 SY	UNIVERSAL FREE MEALS?					
	<input type="checkbox"/> Schools with Community Eligibility Provision (CEP)	0	0	0	0	0
	<input type="checkbox"/> Schools with Provision 2	0	0	0	0	0
<input checked="" type="checkbox"/> Schools Eligible but not Participating in CEP or Provision 2	8	1	0	0	9	
	Number of Schools with Pantry or Food Distribution	1	0	0	0	1
	Number of Schools with Backpack Program	7	0	0	0	7

* The following school types are excluded from this analysis: Alternative Schools of Choice, Continuation High Schools, County Community, District Community Day Schools, Juvenile Court Schools, Opportunity Schools, Preschool, Special Education Schools (Public), State Special Schools, Youth Authority Facilities. Analysis includes 90% of FRPM-enrolled students in county.

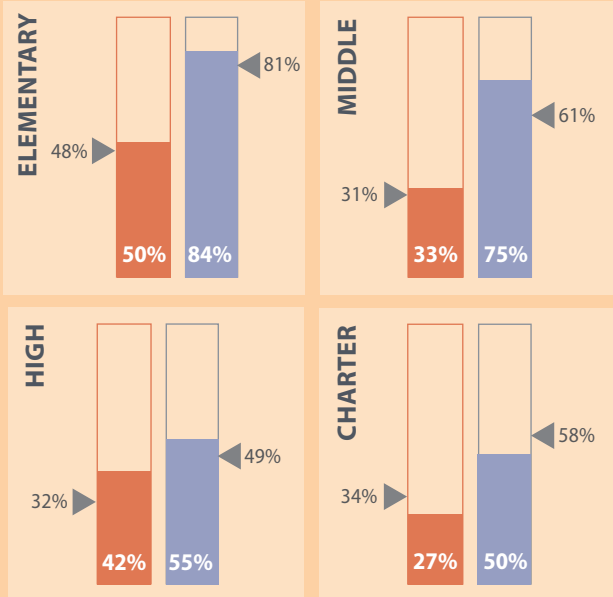
ANALYSIS



Percentage of FRPM-Enrolled Kids Eating SCHOOL BREAKFAST

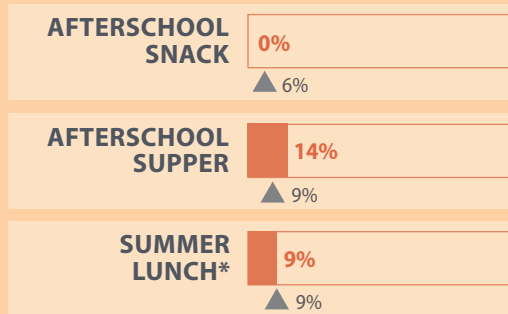
(compared to those eating school lunch)

■ BREAKFAST ■ LUNCH ◀▶ COUNTYWIDE COMPARISON



Percentage of FRPM-Enrolled Kids Eating AFTERSCHOOL & SUMMER MEALS

■ DISTRICT + COMMUNITY ORGS ▲ COUNTYWIDE COMPARISON



SCHOOL BREAKFAST

- ◆ **Vista Unified School District (VUSD)** has 8 elementary schools and 1 middle school eligible but not participating in Provision 2 (P2). These schools have 79-94% of students enrolled in the *Free & Reduced Price Meals* program and could be serving *universal free meals* to all students.
- ◆ Breakfast participation is just above countywide rates, but would increase with *Breakfast After the Bell* at all schools. P2 and *Breakfast in the Classroom* is strongly recommended for the eligible elementary schools. P2 and *Grab & Go* is recommended for **Rancho Minerva Middle**, which can be served before or after the bell, or during a nutrition break later in the morning.

AFTERSCHOOL & SUMMER MEALS

- ◆ VUSD is already a CACFP sponsor and has moved to serving 100% supper for its afterschool programs at 20 sites including the **Boys & Girls Club of Vista**. Additional afterschool sports and clubs may also be a good fit for CACFP supper.
- ◆ VUSD provides summer meals at 13 school sites, Liz Duran Park, and the Boys & Girls Club of Vista.
- ◆ The City of Vista provides summer meals at Brengle Recreation Center and is the only city in San Diego County that is a summer meals sponsor.
- ◆ **Feeding San Diego** provides summer meals at the Vista Branch Library.

MISSED OPPORTUNITIES
to Feed Eligible Kids in 2015-16

7,479
KIDS

MISSED SCHOOL
BREAKFAST

Federal Dollars Untapped:
\$1,830,859

11,390
KIDS

MISSED AFTERSCHOOL
SUPPER

Federal Dollars Untapped:
\$6,294,114

11,928
KIDS

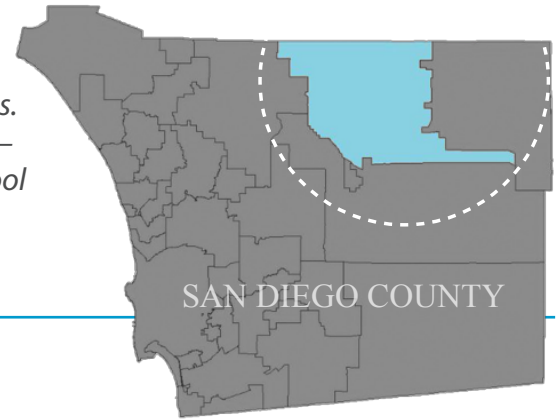
MISSED SUMMER
LUNCH*

Federal Dollars Untapped:
\$1,230,731

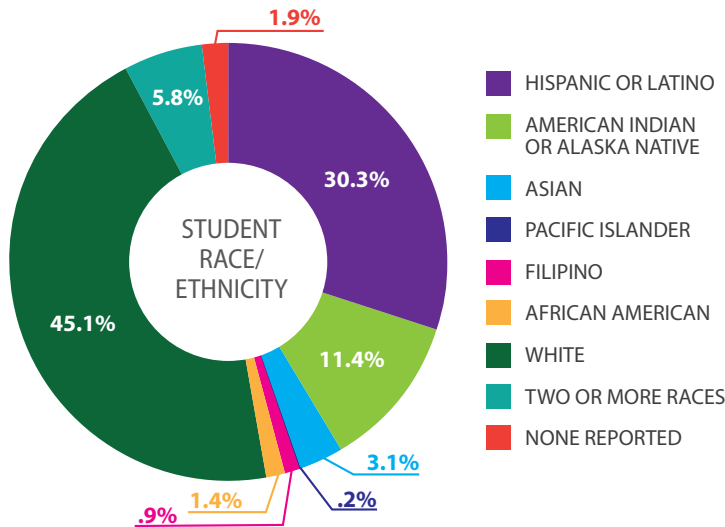
* Includes summer supper.

WARNER UNIFIED SCHOOL DISTRICT

The Warner Unified School District serves a 432-square mile region in rural northeast San Diego County. The district serves the Santa Ysabel and Los Coyotes Indian Reservations. There are two schools serving free and reduced price meals – Warner Elementary (K-6) and Warner Middle and High School (7-12), but meals are served and claimed together.



STUDENT DEMOGRAPHICS



FRPM ENROLLMENT
82%

Met/Exceeded Standards
ENGLISH LANGUAGE ARTS
28%

Met/Exceeded Standards
MATHEMATICS
16%

DISTRICT SNAPSHOT

SCHOOLS IN DISTRICT CLAIMING FREE & REDUCED PRICE MEALS (FRPM)*		ELEM	MIDDLE	HIGH	CHARTER	TOTAL
CDE 2015-2016 SY	Number of Schools Claiming FRPM Reimbursement*	1		1		2
	Number of Students in these Schools	110		90		200
	Number of Students Enrolled in FRPM	90		73		163
	Percentage of Students Enrolled in FRPM	82%		81%		82%
CDE 2016-2017 SY	<input type="checkbox"/> UNIVERSAL FREE MEALS? Schools with Community Eligibility Provision (CEP)	0		0		0
	<input checked="" type="checkbox"/> Schools with Provision 2	1		0		1
	<input checked="" type="checkbox"/> Schools Eligible but not Participating in CEP or Provision 2	0		1		1
	Number of Schools with Pantry or Food Distribution	0		0		0
	Number of Schools with Backpack Program	0		0		0

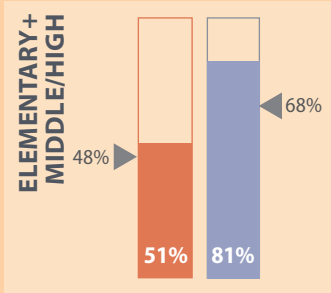
* The following school types are excluded from this analysis: Alternative Schools of Choice, Continuation High Schools, County Community, District Community Day Schools, Juvenile Court Schools, Opportunity Schools, Preschool, Special Education Schools (Public), State Special Schools, Youth Authority Facilities. Analysis includes 90% of FRPM-enrolled students in county.



ANALYSIS

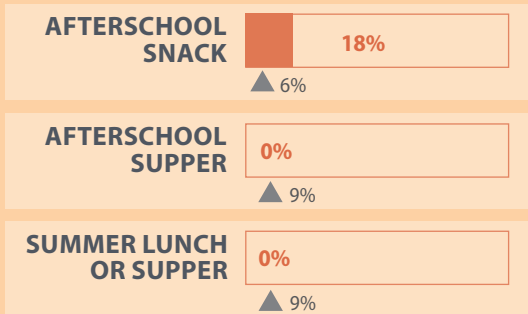
Percentage of FRPM-Enrolled Kids Eating SCHOOL BREAKFAST (compared to those eating school lunch)

BREAKFAST LUNCH COUNTYWIDE COMPARISON



Percentage of FRPM-Enrolled Kids Eating AFTERSCHOOL & SUMMER MEALS

DISTRICT + COMMUNITY ORGS COUNTYWIDE COMPARISON



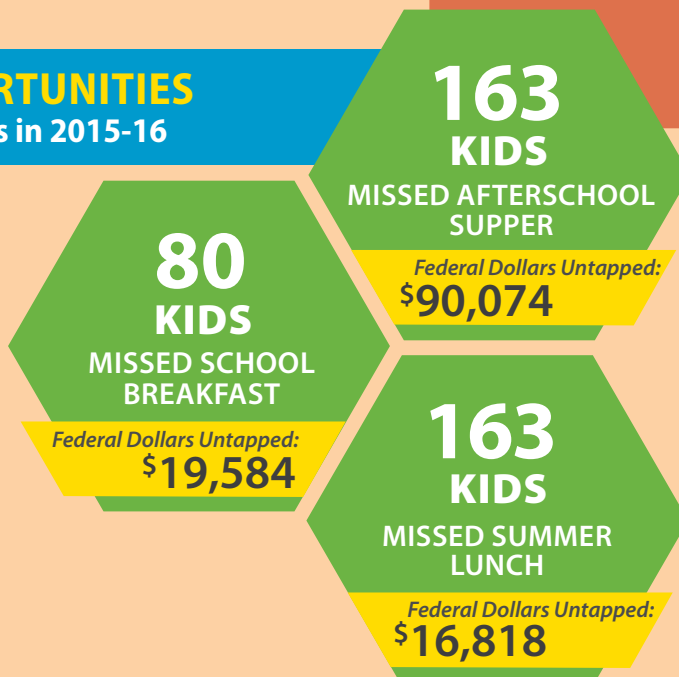
SCHOOL BREAKFAST

- ◆ The elementary school (Warner Elementary) is Provision 2 and the middle/high school could also be Provision 2 as 81% of students are enrolled in FRPM. *Universal free meals* and *Breakfast After the Bell* is recommended to increase breakfast participation.

AFTERSCHOOL & SUMMER MEALS

- ◆ Warner Unified School District provides afterschool snacks through the *National School Lunch Program*. If the district became a CACFP sponsor, they could provide the more substantial afterschool supper meal in addition to (or in place of) a snack and before long bus rides home. The high school could also explore providing afterschool supper for sports teams, clubs, and other afterschool programs.
- ◆ There are no other afterschool or summer meal providers within the district boundary, but the area is eligible for afterschool and summer meal programs. Any new summer meal sites should be located where a significant population of children and youth already congregate during the summer.
- ◆ Given the high percentage of FRPM-enrolled students, adding a school-based charitable food distribution or a backpack program for high need families is recommended.

MISSED OPPORTUNITIES to Feed Eligible Kids in 2015-16



BREAKFAST & LUNCH PARTICIPATION – ALL DISTRICTS

SCHOOL DISTRICT	FRPM ENROLLMENT		FRPM BREAKFAST		FRPM LUNCH		BREAKFAST MISSED OPPS	
	# STUDENTS	% STUDENTS	ADP	PARTICIP. RATE	ADP	PARTICIP. RATE	MISS. FRPM STUDENTS	UNTAPPED FED. \$
Alpine Union Elementary	556	34%	170	31%	332	60%	386	\$ 94,493
Bonsall Unified	818	34%	233	28%	546	67%	585	\$ 143,208
Borrego Springs Unified	362	87%	182	50%	213	59%	180	\$ 44,064
Cajon Valley Union	10,875	69%	5,363	49%	9,607	88%	5,512	\$ 1,349,338
Cardiff Elementary	88	12%	0	0%	63	72%	88	\$ 21,542
Carlsbad Unified	2,136	20%	787	37%	1,272	60%	1,349	\$ 330,235
Chula Vista Elementary	15,348	51%	5,497	36%	11,225	73%	9,851	\$ 2,411,525
Coronado Unified	229	7%	0	0%	148	65%	229	\$ 56,059
Dehesa Elementary	105	56%	52	50%	61	58%	53	\$ 12,974
Del Mar Union Elementary	173	4%	0	0%	137	79%	173	\$ 42,350
Encinitas Union Elementary	751	14%	108	14%	453	60%	643	\$ 157,406
Escondido Union	11,905	71%	5,268	44%	10,220	86%	6,637	\$ 1,624,738
Escondido Union High	4,950	67%	2,199	44%	2,402	49%	2,751	\$ 673,445
Fallbrook Union Elementary	2,714	61%	874	32%	2,284	84%	1,840	\$ 450,432
Fallbrook Union High	1,184	57%	581	49%	671	57%	603	\$ 147,614
Grossmont Union High	12,386	58%	3,487	28%	4,419	36%	8,899	\$ 2,178,475
Jamul-Dulzura Union Elementary	316	54%	163	52%	217	69%	153	\$ 37,454
Julian Union Elementary	180	57%	55	31%	87	48%	125	\$ 30,600
Julian Union High	81	52%	25	31%	34	42%	56	\$ 13,709
La Mesa-Spring Valley	6,701	59%	2,037	30%	5,290	79%	4,664	\$ 1,141,747
Lakeside Union Elementary	2,364	46%	754	32%	1,664	70%	1,610	\$ 394,128
Lemon Grove	2,960	77%	1,934	65%	2,279	77%	1,026	\$ 251,165
Mountain Empire Unified	1,084	71%	359	33%	768	71%	725	\$ 177,480
National Elementary	4,614	76%	3,090	67%	4,752	100%	1,524	\$ 373,075
Oceanside Unified	11,567	61%	3,301	29%	7,270	63%	8,266	\$ 2,023,517
Poway Unified	5,688	16%	538	9%	3,174	56%	5,150	\$ 1,260,720
Ramona City Unified	2,059	42%	555	27%	1,350	66%	1,504	\$ 368,179
Rancho Santa Fe	7	0.4%	0	0%	0	0%	7	\$ 1,714
San Diego Unified	73,231	62%	35,983	49%	51,197	70%	37,248	\$ 9,118,310
San Dieguito Union High	912	7%	353	39%	444	49%	559	\$ 136,843
San Marcos Unified	8,095	37%	2,487	31%	5,838	72%	5,608	\$ 1,372,838
San Pasqual Union Elementary	97	17%	40	41%	70	72%	57	\$ 13,954
San Ysidro Elementary	4,780	100%	987	21%	2,955	62%	3,793	\$ 928,526
Santee	2,700	41%	849	31%	1,992	74%	1,851	\$ 453,125
Solana Beach Elementary	269	9%	0	0%	202	75%	269	\$ 65,851
South Bay Union	5,610	71%	1,870	33%	5,034	90%	3,740	\$ 915,552
Spencer Valley	1,529	56%	0	0%	0	0%	1,529	\$ 374,299
Sweetwater Union High	19,194	54%	6,899	36%	9,369	49%	12,295	\$ 3,009,816
Vallecitos	166	81%	45	27%	138	83%	121	\$ 29,621
Valley Center-Pauma Unified	2,008	51%	854	43%	1,240	62%	1,154	\$ 282,499
Vista Unified	13,178	60%	5,699	43%	9,701	74%	7,479	\$ 1,830,859
Warner Unified	163	82%	83	51%	132	100%	80	\$ 19,584
TOTAL	234,133	51%	93,761	40%	159,250	68%	140,372	\$34,363,066

AFTERSCHOOL & SUMMER MEALS PARTICIPATION – ALL DISTRICTS

SCHOOL DISTRICT	AFTERSCHOOL SNACK		AFTERSCHOOL SUPPER		AFTERSCHOOL SUPPER MISSED OPPS		SUMMER LUNCH & SUPPER		SUMMER LUNCH & SUPPER MISSED OPPS	
	ADP	PARTIC. RATE	ADP	PARTIC. RATE	FRPM MISS STUDENTS	UNTAPPED FED. \$	ADP	PARTIC. RATE	FRPM MISS STUDENTS	UNTAPPED FED. \$
Alpine Union Elementary	0	0	0	0	556	\$ 307,246	0	0%	556	\$ 57,368
Bonsall Unified	40	5%	0	0	818	\$ 452,027	0	0%	818	\$ 84,401
Borrego Springs Unified	146	40%	0	0	362	\$ 200,041	17	5%	345	\$ 35,597
Cajon Valley Union	1,125	10%	141	1%	10,734	\$ 5,931,608	934	9%	9,941	\$ 1,025,712
Cardiff Elementary	0	0	0	0	88	\$ 48,629	0	0%	88	\$ 9,080
Carlsbad Unified	62	3%	0	0	2,136	\$ 1,180,354	202	9%	1,934	\$ 199,550
Chula Vista Elementary	1,932	13%	0	0	15,348	\$ 8,481,305	381	2%	14,967	\$ 1,544,295
Coronado Unified	0	0	0	0	229	\$ 126,545	0	0%	229	\$ 23,628
Dehesa Elementary	0	0	0	0	105	\$ 58,023	0	0%	105	\$ 10,834
Del Mar Union Elementary	0	0	0	0	173	\$ 95,600	0	0%	173	\$ 17,850
Encinitas Union Elem.	0	0	0	0	751	\$ 415,003	0	0%	751	\$ 77,488
Escondido Union	784	7%	1,589	13%	10,316	\$ 5,700,622	925	8%	10,980	\$ 1,132,916
Escondido Union High	0	0	187	4%	4,763	\$ 2,632,034	616	12%	4,334	\$ 447,182
Fallbrook Union Elem.	397	15%	120	4%	2,594	\$ 1,433,444	203	7%	2,511	\$ 259,085
Fallbrook Union High	92	8%	0	0	1,184	\$ 654,278	0	0%	1,184	\$ 122,165
Grossmont Union High	0	0	742	6%	11,644	\$ 6,434,474	2,176	18%	10,210	\$ 1,053,468
Jamul-Dulzura Union Elem.	0	0	0	0	316	\$ 174,622	0	0%	316	\$ 32,605
Julian Union Elementary	64	36%	75	42%	105	\$ 58,023	39	22%	141	\$ 14,548
Julian Union High	0	0	0	0	81	\$ 44,761	0	0%	81	\$ 8,358
La Mesa-Spring Valley	1,377	21%	938	14%	5,763	\$ 3,184,634	528	8%	6,173	\$ 636,930
Lakeside Union Elem.	0	0	496	21%	1,868	\$ 1,032,257	196	8%	2,168	\$ 223,694
Lemon Grove	0	0	675	23%	2,285	\$ 1,262,691	200	7%	2,760	\$ 284,777
Mountain Empire Unified	372	34%	18	2%	1,066	\$ 589,072	163	15%	921	\$ 95,029
National Elementary	1,288	28%	0	0	4,614	\$ 2,549,696	109	2%	4,505	\$ 464,826
Oceanside Unified	1,428	12%	1,063	9%	10,504	\$ 5,804,510	1,126	10%	10,441	\$ 1,077,302
Poway Unified	0	0	0	0	5,688	\$ 3,143,189	68	1%	5,620	\$ 579,872
Ramona City Unified	133	6%	0	0	2,059	\$ 1,137,803	426	21%	1,633	\$ 168,493
Rancho Santa Fe	0	0	0	0	7	\$ 3,868	0	0%	7	\$ 722
San Diego Unified	1,912	3%	9,833	13%	63,398	\$ 35,033,735	7,857	11%	65,374	\$ 6,745,289
San Dieguito Union High	0	0	0	0	912	\$ 503,971	0	0%	912	\$ 94,100
San Marcos Unified	0	0	966	12%	7,129	\$ 3,939,485	1,254	15%	6,841	\$ 705,854
San Pasqual Union Elem.	0	0	0	0	97	\$ 53,602	0	0%	97	\$ 10,008
San Ysidro Elementary	460	10%	0	0	4,780	\$ 2,641,428	0	0%	4,780	\$ 493,200
Santee	141	5%	169	6%	2,531	\$ 1,398,631	0	0%	2,700	\$ 278,586
Solana Beach Elementary	0	0	0	0	269	\$ 148,649	0	0%	269	\$ 27,755
South Bay Union	1,466	26%	0	0	5,610	\$ 3,100,086	655	12%	4,955	\$ 511,257
Spencer Valley	0	0	0	0	1,529	\$ 844,925	0	0%	1,529	\$ 157,762
Sweetwater Union High	0	0	1,701	9%	17,493	\$ 9,666,632	1,802	9%	17,392	\$ 1,794,507
Vallecitos	61	37%	0	0	166	\$ 91,732	0	0%	166	\$ 17,128
Valley Center-Pauma Unified	92	5%	25	1%	1,983	\$ 1,095,806	92	5%	1,916	\$ 197,693
Vista Unified	0	0	1,788	14%	11,390	\$ 6,294,114	1,250	9%	11,928	\$ 1,230,731
Warner Unified	29	18%	0	0	163	\$ 90,074	0	0%	163	\$ 16,818
TOTAL	13,401	6%	20,526	9%	213,607	\$ 118,039,228	21,219	9%	212,914	\$ 21,968,467

1. California Health Interview Survey. CHIS 2014 and 2015 Adult, Adolescent, Child Public Use Files. [computer files]. Los Angeles, CA: UCLA Center for Health Policy Research. August 2017.
2. Food Security in the US, Key Statistics & Graphics. United States Department of Agriculture. October 2016. <https://www.ers.usda.gov/topics/food-nutrition-assistance/food-security-in-the-us/key-statistics-graphics.aspx>.
3. San Diego County Childhood Obesity Initiative. State of Childhood Obesity in San Diego County 2016. May 2017. <https://sdcoi.org/wp-content/uploads/2018/03/stateofchildhoodobesity-sdcountyfinal1.pdf>.
4. Food Research & Action Committee. Research Brief: Breakfast for Learning. <http://frac.org/wp-content/uploads/breakfastforlearning-1.pdf>.
5. Agency for Healthcare Research and Quality (2003). Healthcare Cost and Utilization Project (HCUP) 2003. United States Department of Health and Human Services. <http://www.ahrq.gov/data/hcup/>.
6. Rose-Jacobs R, Black M, Casey P, et al. Household food insecurity: Associations with at-risk infant and toddler development. *Pediatrics*. 2008; 121:65-72.
7. Wehler, CA, Scott, RI, Anderson, JJ. The Community Childhood Hunger Identification Project: A Model of Domestic Hunger — Demonstration Project in Seattle, Washington. *Journal of Nutrition Education*. 1992; 24 (1): 29S-35S.
8. Holben, DH, Taylor, CA. Food insecurity and its association with central obesity and other markers of metabolic syndrome among persons aged 12 to 18 years in the United States. *Journal of the American Osteopathic Association*. 2015; 115(9): 536-543.
9. Augustine-Thottungal, R, Kern, J, Key, J, Sherman, B. Ending childhood hunger: A social impact analysis. Deloitte and the No Kid Hungry Center for Best Practices. 2013. <https://nkh-development-s3-bucket.s3.amazonaws.com/sites/default/files/pdfs/school-breakfast-white-paper.pdf>
10. Murphy, J.M., Wehler, C.A., Pagano, M.E., Little, M., Kleinman, RE., Jellinek, M.S. Relationship between hunger and psychosocial functioning in low income American children. *Journal of the American Academy of Child & Adolescent Psychiatry*. 37(2):163-70, 1998 Feb.
11. Alaimo, K, Olson, C., Frongillo EA, J., & Briefel, R. (2001). Food insufficiency, family income, and health in US preschool and school-aged children. *American Journal of Public Health*, 91, 781-786.
12. Evans, GW. Childhood poverty and adult psychological well-being. *Proceedings of the National Academy of Sciences of the United States of America*. 2016.
13. Leos-Urbel J, Schwartz AE, Weinstein M, Corcoran S. Not just for poor kids: The impact of universal free school breakfast on meal participation and school outcomes. *Economics of Education Review*. 2013; 36:88-107
14. United States Department of Agriculture. Ensuring Access to Free and Reduced Price School Meals for Low-Income Students. 2016. <https://www.fns.usda.gov/ensuring-access-free-and-reduced-price-school-meals-low-income-students>.
15. United States Department of Agriculture. Food and Nutrition Services, Office of Policy Support. Direct Certification in the National School Lunch Program State Implementation Progress, School Year 2012-2013 Report to Congress – Summary. 2013. https://fnsprod.azureedge.net/sites/default/files/NSLPDirectCertification2013_Summary.pdf
16. Murphy JM. Breakfast and Learning: An Updated Review. *Journal of Current Nutrition and Food Science* 3.1: 2007; 3-36.
17. Cook, JT, Ohri-Vachaspati, P, & Kelly, GL. Evaluation of a universally-free school breakfast program demonstration project, Central Falls, Rhode Island. Medford, MA: Center on Hunger, Poverty and Nutrition Policy, Tufts University. 1996.
18. Meyers, AF, Sampson, AE, Weitzman, M, Rogers, BL, Kayne, H. School breakfast program and school performance. *American Journal of Diseases of Children*. 1989: 143(10): 1234-1239.
19. Wahlstrom, KL, Begalle, MS. More than test scores: Results of the universal school breakfast pilot in MN. *Topics in Clinical Nutrition*. 1999; 15(1): 17-29.
20. Children’s HealthWatch Research Brief. Feeding Our Human Capital: Food Insecurity and Tomorrow’s Workforce. http://www.childrenshealthwatch.org/wp-content/uploads/FeedingHumanCapital_report.pdf.
21. Brown, JL, Beardslee, WH, Prothrow-Stith, D. Impact of school breakfast on children’s health and learning: An analysis of the scientific research. (2008). http://us.stop-hunger.org/files/live/sites/stop-hunger-us/files/HungerPdf/Impact%20of%20School%20Breakfast%20Study_tcm150-212606.pdf.
22. Food Research & Action Center. FRAC Focus: Obesity and Poverty. <http://frac.org/news/latest-research-shows-school-meals-improve-food-security-dietary-intake-and-weight-outcomes-says-food-research-action-center>.
23. California Department of Education. Breakfast in the Classroom. <https://www.cde.ca.gov/ls/nu/sn/yr10jtltr0701.asp>.
24. International Business Times. Skipping Breakfast Could Cause Childhood Obesity, Study Finds. <http://www.ibtimes.com/skipping-breakfast-could-cause-childhood-obesity-study-finds-2592523>.



PHOTO CREDIT: HEAVEN'S WINDOWS



PHOTO CREDIT: HOUSING ON MERIT

Report Credits

- **Writer & Editor:** Anahid Brakke
- **Research Director:** Heidi Gjertsen, PhD
- **Hunger Free Kids Program Director (2015-2018):** Robin McNulty, MPH
- **Hunger Free Kids Program Director (2018-current):** Paloma Perez Bertrand, MPA
- **Research and Data Analysis Team:** Eric Archer, PhD; Erika Brown, MPH; William Honaker, MIA; Julia Robertson; Jennifer Margalit Seneor; Michelle Murphy Zive, PhD, Emerson Hunger Fellows, Valery Martinez and Rosa Rada
- **Other Contributors:** Naomi Billups, Deirdre Kleske, Kelly Wilkinson
- **Designers:**
 - Jess Hicks (www.jesshicks.com)
 - Mindy Bee Design (www.mindybee.com)

Please cite this report as: Brakke A, Gjertsen H, McNulty RL; San Diego Hunger Coalition. Hunger Free Kids: Opportunities by District to End Child Hunger. 2018.

We thank the following organizations for providing data for the Hunger Free Kids Report:

- Blessings in a Backpack
- Boys & Girls Clubs of Greater San Diego
- California Department of Education
- California Food Policy Advocates
- Feeding San Diego
- Got Your Back
- Heaven's Windows
- Jacobs & Cushman San Diego Food Bank
- UCLA Center for Health Policy Research

All errors are the responsibility of the authors.

Photo Credits

- Front Cover: San Diego Union Tribune (Oceanside summer meals kick-off), Housing on Merit (paper plate), Heaven's Windows (small photo)
- P6: San Diego Unified School District (summer meals kick-off)
- P8: Feeding San Diego (afterschool supper)
- P12: Heaven's Windows
- P14, 15: San Diego Unified School District
- P20: Feeding San Diego
- P21: Jacobs & Cushman San Diego Food Bank
- P22: Housing on Merit
- P78: Heaven's Windows (summer meals)
- P79: Housing on Merit
- Inside Back Cover: Feeding San Diego (afterschool supper)
- Back Cover: Feeding San Diego (afterschool supper)

San Diego Hunger Coalition Board Of Directors

OFFICERS

Ellen Waddell, Chair
Ron Troyano, Vice Chair
Jen Keyes, CPA, Treasurer
Vi Calvo, Secretary

DIRECTORS

Judge Ernest Borunda
Joseph A. Forlenza, CPA
Bob Kelly
Rabbi Jonathan A. Stein
Jess Yuen, JD

ADVISORY BOARD

Laura Galinson
Jennifer Gilmore
Ann Jaffe
Vince Kasperick
Deborah Szekeley



PHOTO CREDIT: FEEDING SAN DIEGO

Invest in Hunger Free Kids with a donation to the San Diego Hunger Coalition.

Your generous donation to the San Diego Hunger Coalition, a 501(c)(3) nonprofit organization, ensures that we can continue our efforts to ensure that all children have year-round access to three healthy meals a day. All donations are tax deductible.

Please visit our website to make a secure online donation: www.sdhunger.org/donate.

Hunger Free San Diego Advisory Board

The following organizations provided feedback and guidance on the research presented in the Hunger Free Kids report.

2-1-1 San Diego

Community Health Improvement Partners (CHIP)

Community Resource Center

County Board of Supervisors, Office of Ron Roberts

County of San Diego Health and Human Services Agency, Community Health Statistics

County of San Diego Health and Human Services Agency, Eligibility Operations Department

County of San Diego Health and Human Services Agency, Public Health

County of San Diego Land Use and Environment Group

Feeding San Diego

The Global Action Research Center (ARC)

Heaven's Windows

Hospital Association of San Diego and Imperial Counties

The Jacobs & Cushman San Diego Food Bank

Jewish Family Service of San Diego

Kaiser Permanente San Diego

Kasperick Foundation

Kitchens for Good

Leichtag Foundation

Lynn Family Fund

Moxie Foundation

Parker Foundation

Price Philanthropies

Project New Village

San Diego Food System Alliance

San Diego Unified School District

Scripps Mercy Hospital, WIC Office

UC San Diego Center for Community Health

Victory Gardens / Wild Willow Farm



PHOTO CREDIT: FEEDING SAN DIEGO



San Diego Hunger Coalition

4305 University Avenue, Suite 545
San Diego, California 92105

(e) hungerfreekids@sdhunger.org

www.sdhunger.org

Twitter: @SDHungerCo

Facebook: @SDHunger

Instagram: SDHungerCoalition